

# Dallas County 2014 Drug Impact Index



*Creating safer youth and a safer  
community through cooperative drug  
prevention strategies*



**the council**  
ON ALCOHOL & DRUG ABUSE

## **Dallas County Drug Impact Index**

Even beyond the often devastating consequences for the individuals involved, severe mental health and substance abuse disorders cost the Texas economy some \$269.343 billion in total spending each year and 1,675,582 permanent jobs. Finding ways to reduce these negative effects is clearly a worthy goal. (The Perryman Group, 2009)

The Dallas County Drug Impact Index profiles local substance abuse trends as early as 2002 and continuing through the most recent available data. It relies on archival data collected at the local level. In addition to specific drug abuse trends, the index contains information about issues that are directly and indirectly related to substance use and abuse, such as HIV/AIDS, sexually-transmitted diseases, crime, family violence, school dropouts, teen mothers, and substance abuse treatment.

This project issues a “call to action,” asking our communities to act now and work to reduce the incidence and impact of alcohol and other drug abuse.

The Dallas County Drug Impact Index was developed by The Council on Alcohol and Drug Abuse and the Dallas Area Drug Prevention Partnership, with support from the Substance Abuse and Mental Health Services Administration, Drug Free Communities Support Program.

## **Dallas Area Drug Prevention Partnership**

The Dallas Area Drug Prevention Partnership (DADPP) was established in 2007 to address growing concern about heroin overdose deaths among our communities’ youth. Since then, it has expanded its mission and is dedicated to reducing the incidence and impact of all drugs in the greater Dallas area. The Partnership represents a collaborative effort that is based on the simple premise that local people are in the best position to solve specific local problems and change is most likely to occur when the process engages many sectors of a community in a cooperative approach.

The coalition is made up of concerned citizens, law enforcement personnel, educators, substance abuse prevention and treatment professionals, health care providers, government officials, faith-based organizations, youth, and other area coalitions targeting youth. Together they facilitate accurate data collection, educate youth, parents and the community, promote healthy media messages, and conduct community outreach.

The Dallas Area Drug Prevention Partnership implements environmental strategies that are aimed at population-level change and seek to (1) limit youth access to alcohol and other drugs, (2) change the culture and contexts within which decisions about substance use are made, and (3) reduce the prevalence of negative consequences associated with substance use. These environmental strategies create community-wide change by challenging perceptions and increasing substance abuse awareness.

Dallas Area Drug Prevention Partnership  
[www.drugfreedallas.org](http://www.drugfreedallas.org)

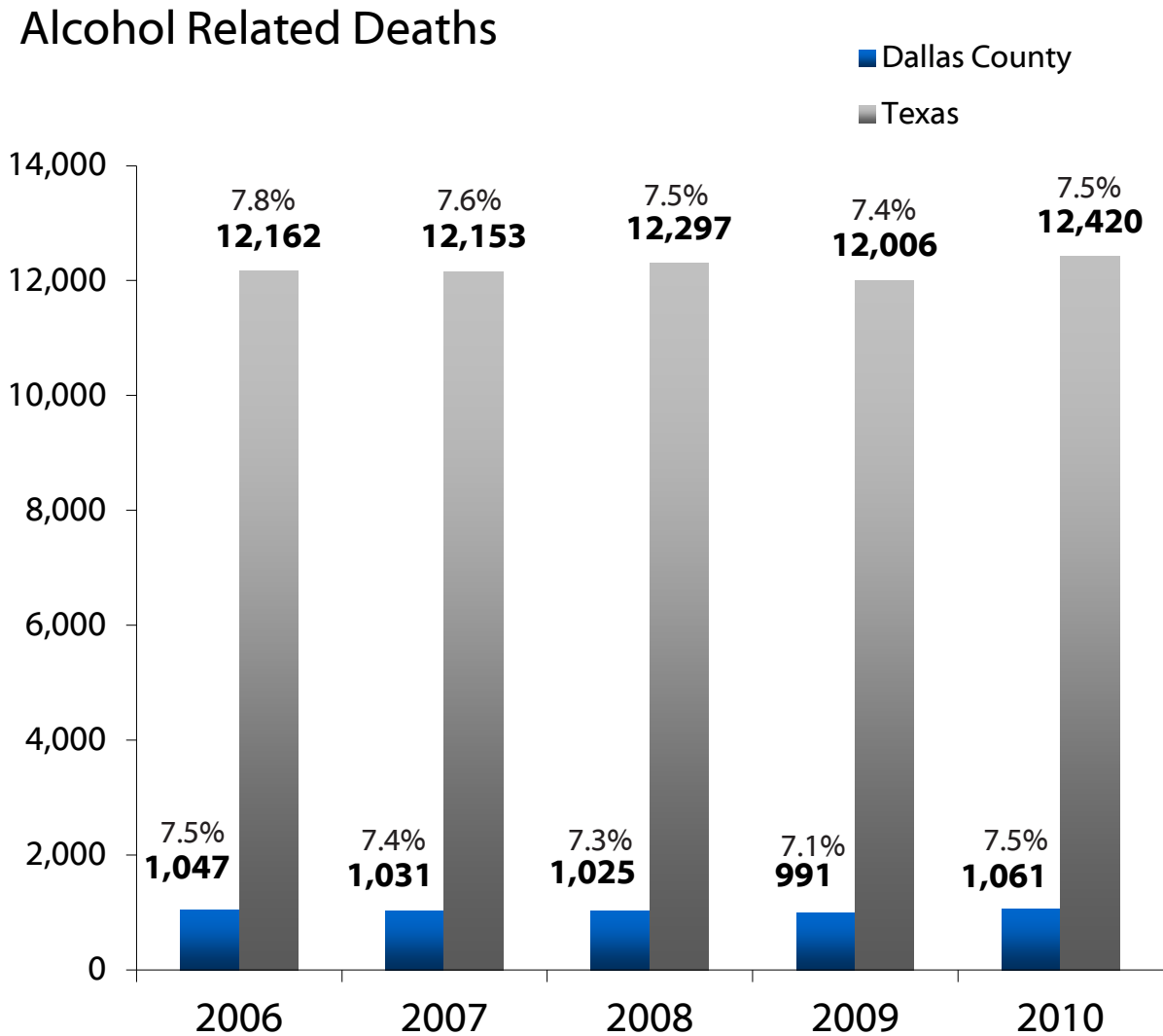
The Council on Alcohol and Drug Abuse  
[www.dallascouncil.org](http://www.dallascouncil.org)

# Dallas County Drug Impact Index - 2014

1	Alcohol Related Deaths
2	Other Drug Related Deaths
3-4	HIV / AIDS
5	Sexually Transmitted Diseases
6	Alcohol Related Motor Vehicle Fatalities
7-8	Juvenile Arrests for Alcohol & Drugs
9-10	Adult Arrests for Alcohol & Drugs
11	Violent Crime
12	Incidents of Family Violence
13	Teen Mothers
14	School Dropouts
15-18	Drug Use - High School Students
19	Drug Treatment Admissions
20	Heroin Treatment Admissions
21	Heroin Deaths
22	Poison Center Calls
23	Juvenile Delinquency
24-25	Resources

# 1

## Alcohol Related Deaths



### Deaths Related to Alcohol Use - Dallas County & Texas

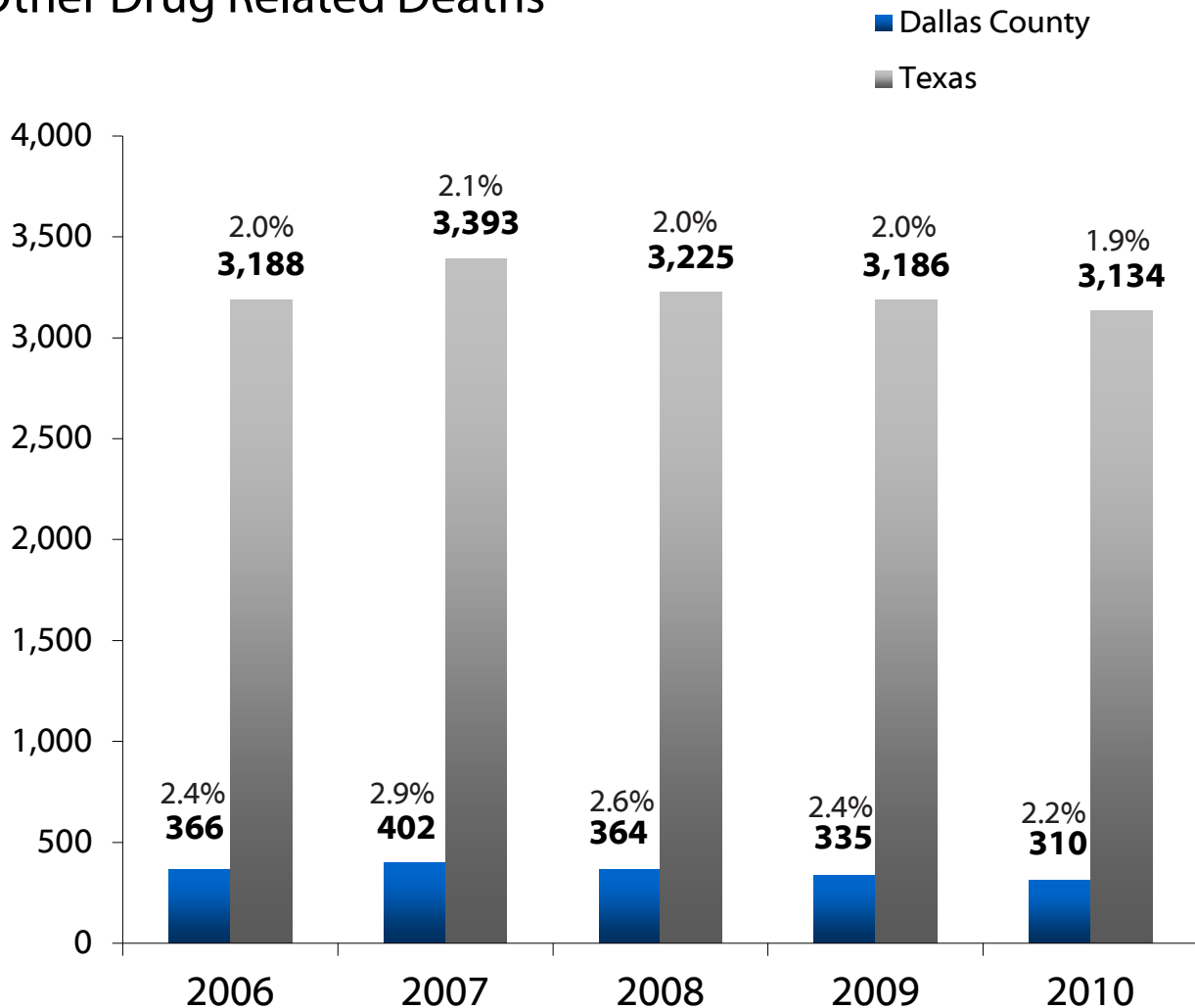
#### Percents shown are percent of Total Dallas County & Total Texas Deaths

Source: Raw data from Center of Health Statistics, Texas Department of State Health Services; Analysis by Decision Support Unit/MHSA, DSHS.

# Other Drug Related Deaths

2

## Other Drug Related Deaths



### Deaths Related to Other Drug Use - Dallas County & Texas

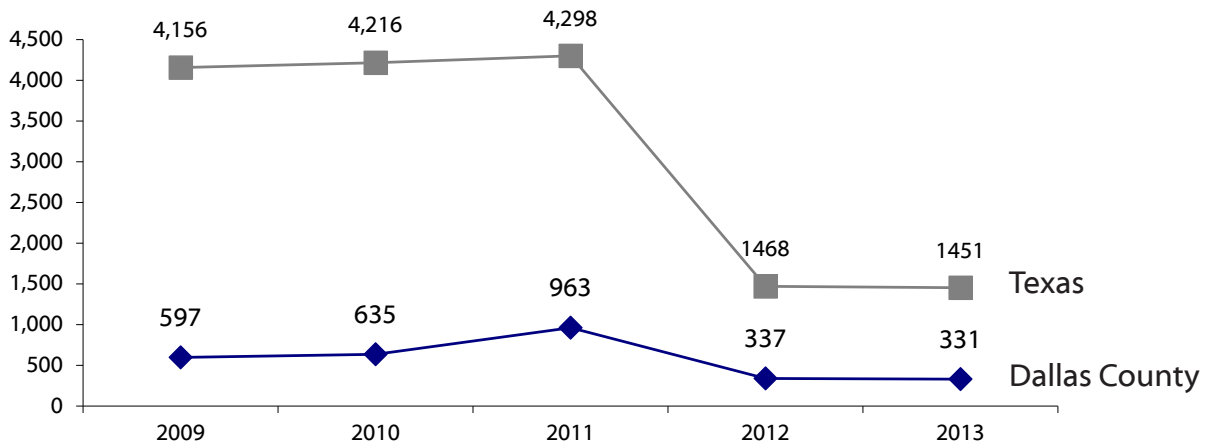
#### Percents shown are percent of Total Dallas County & Total Texas Deaths

Source: Raw data from Center of Health Statistics, Texas Department of State Health Services; Analysis by Decision Support Unit/MHSA, DSHS.

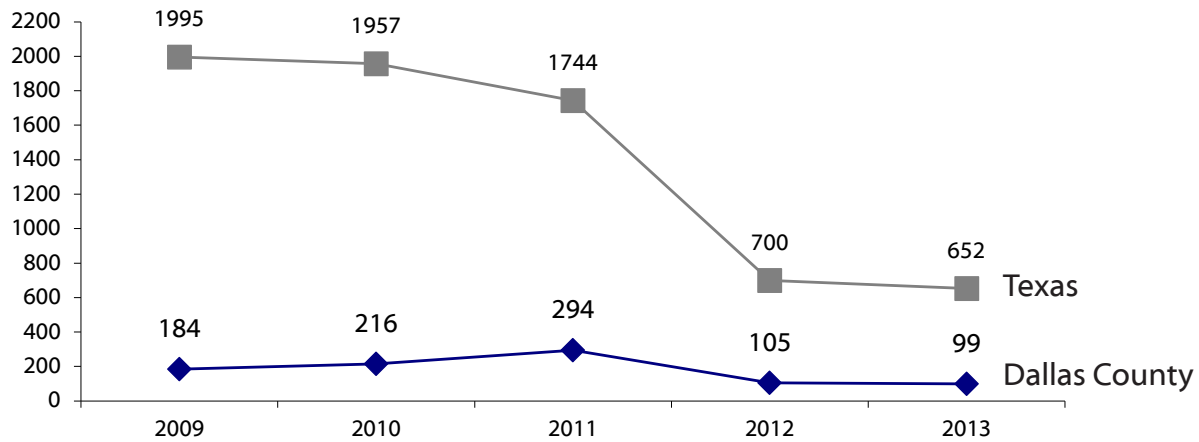
# 3

## New HIV/AIDS Diagnoses by Mode of Exposure

**Mode of Exposure: Homosexual**



**Mode of Exposure: Heterosexual**



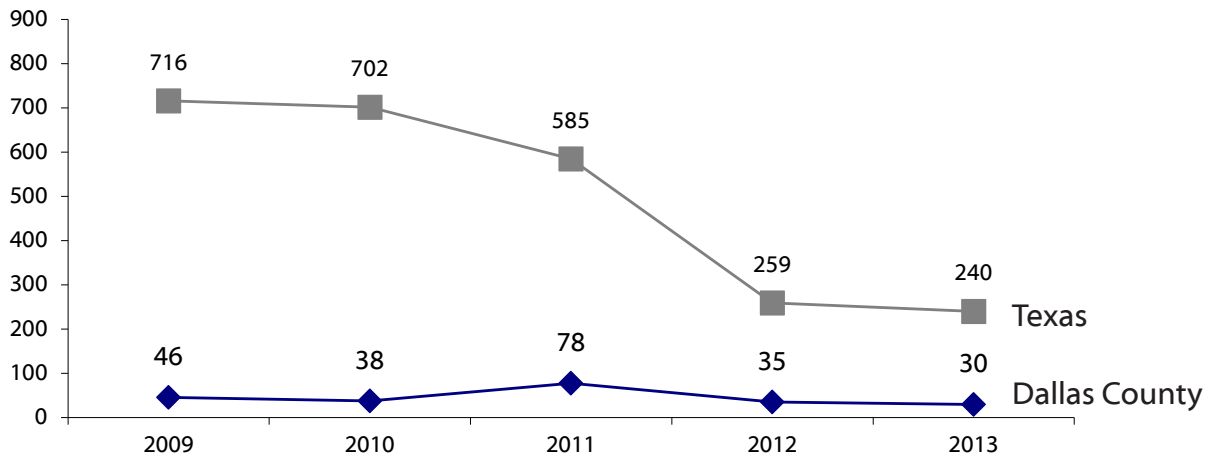
### New HIV/AIDS Diagnoses by Mode of Exposure - Dallas County & Texas

Source: Raw data from TB/HIV/STD Epidemiology and Surveillance, Texas Department of State Health Services

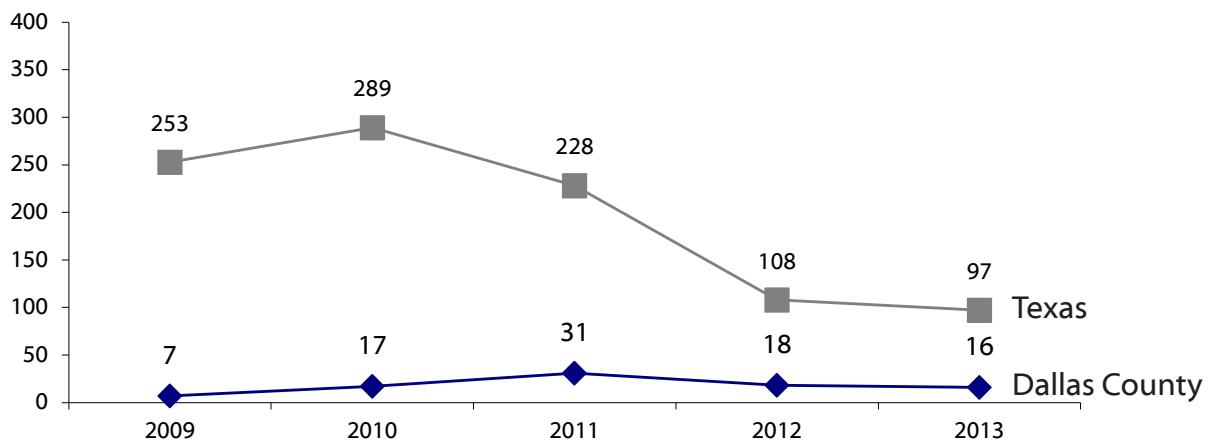
# New HIV/AIDS Diagnoses by Mode of Exposure

4

## Mode of Exposure: Injection Drug Use (IDU)



## Mode of Exposure: Homosexual & IDU



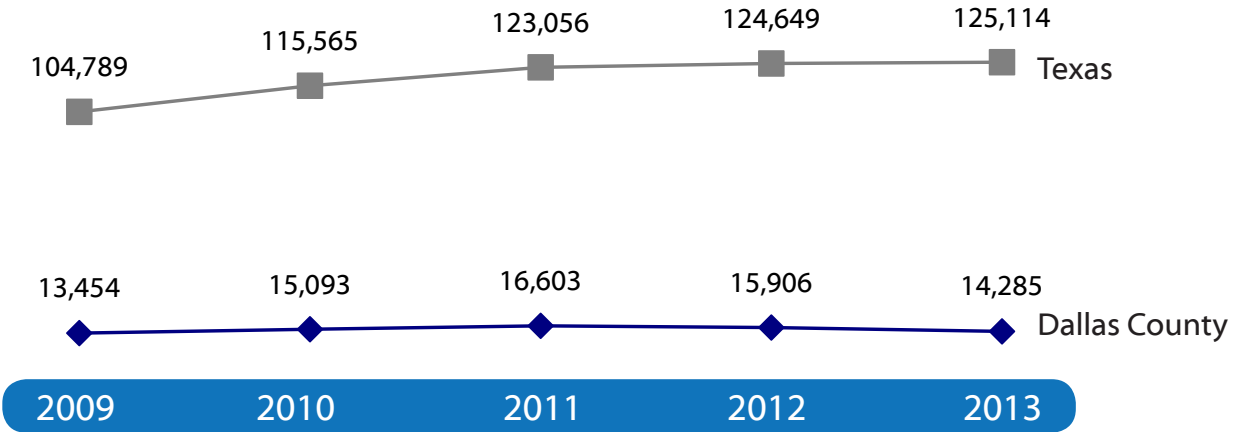
## New HIV/AIDS Diagnoses by Mode of Exposure - Dallas County & Texas

Source: Raw data from TB/HIV/STD Epidemiology and Surveillance, Texas Department of State Health Services

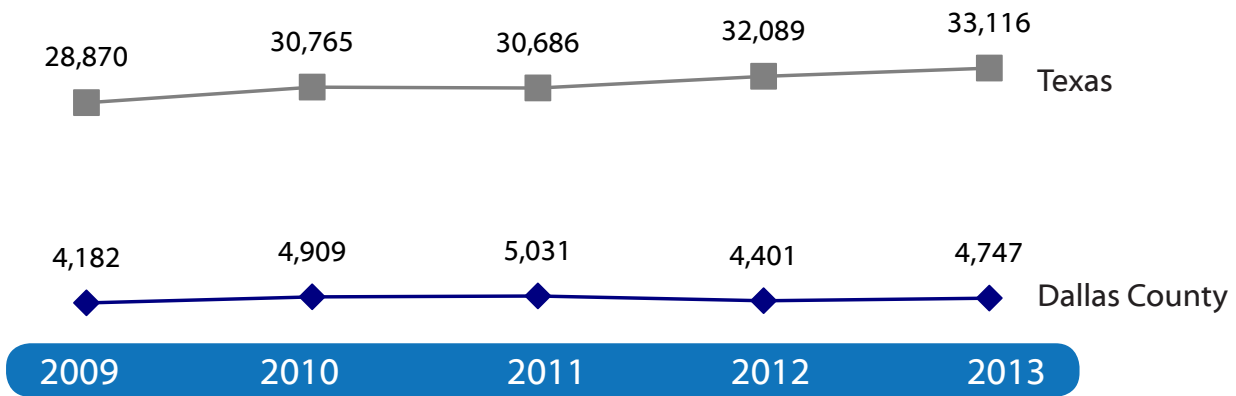
# 5

## Sexually Transmitted Diseases

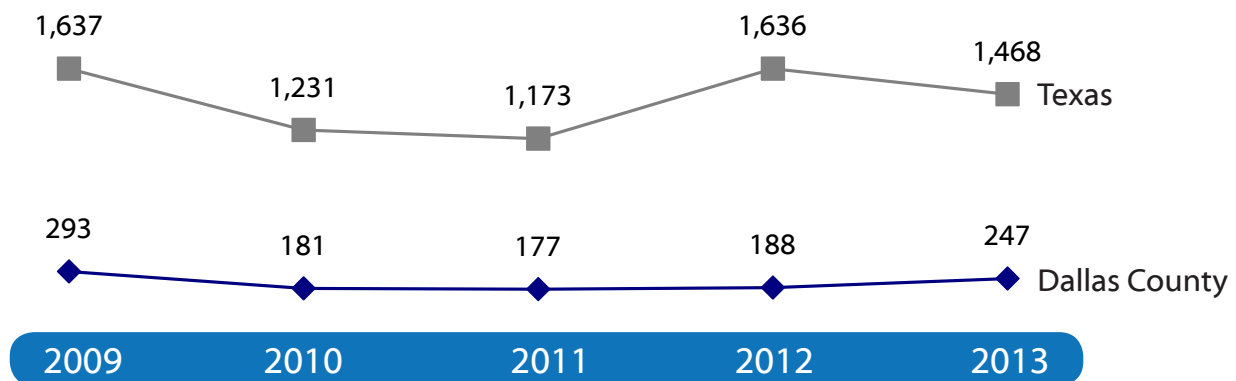
### Chlamydia



### Gonorrhea



### Primary & Secondary Syphilis



### Sexually Transmitted Diseases by Year of Diagnoses- Dallas County & Texas

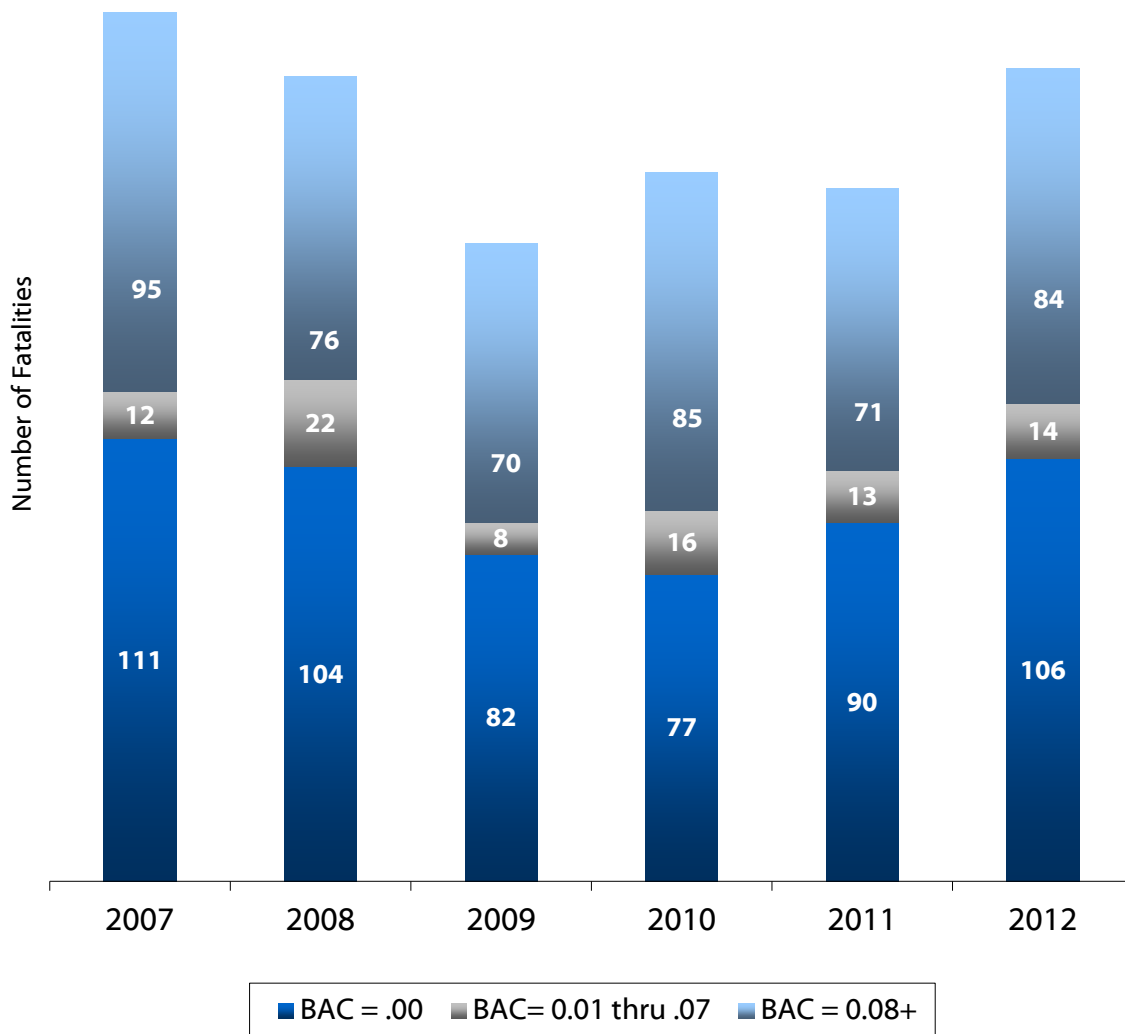
Source: Texas STD Surveillance Report 2013, Texas Department of State Health Services. <https://www.dshs.state.tx.us/hivstd/reports/>



# Alcohol Related Motor Vehicle Fatalities

6

## Traffic Fatalities in Dallas County by Blood Alcohol Content (Driver)



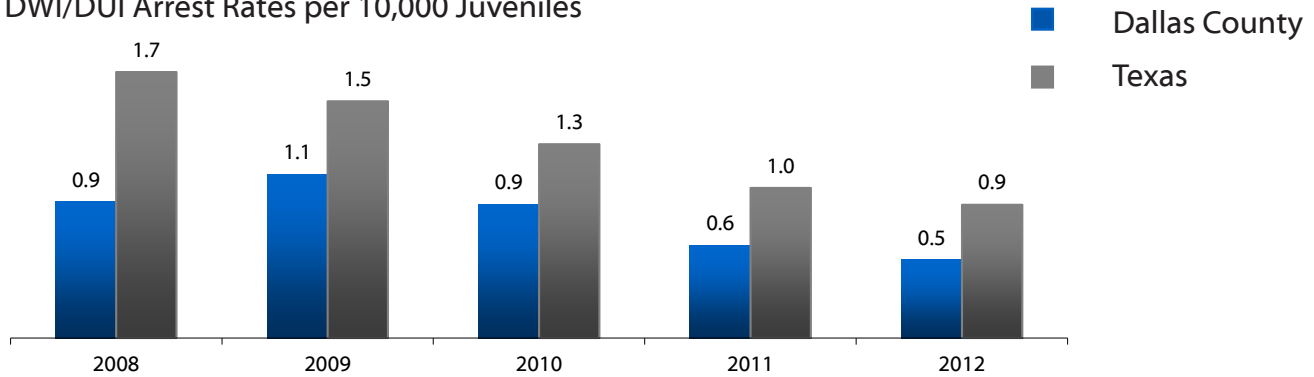
### Traffic Fatalities in Dallas County by Blood Alcohol Content (BAC) 2007-2012

Source: Fatality Analysis Reporting System (FARS) Encyclopedia. <http://www-fars.nhtsa.dot.gov>

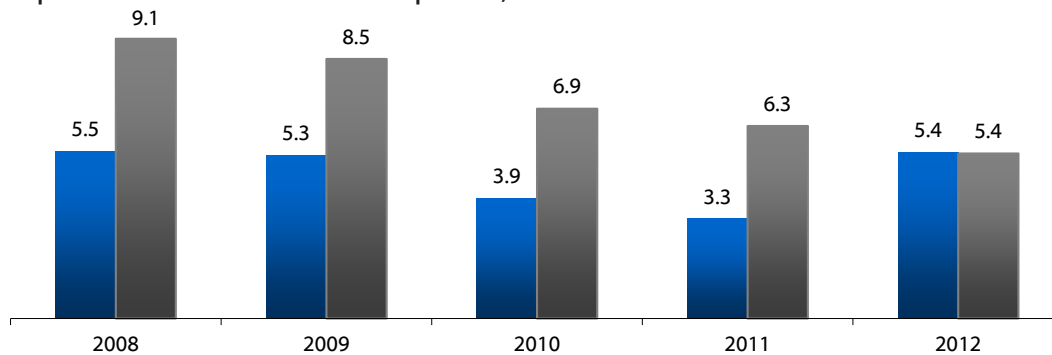
# 7

## Juvenile Arrest Rates for Alcohol

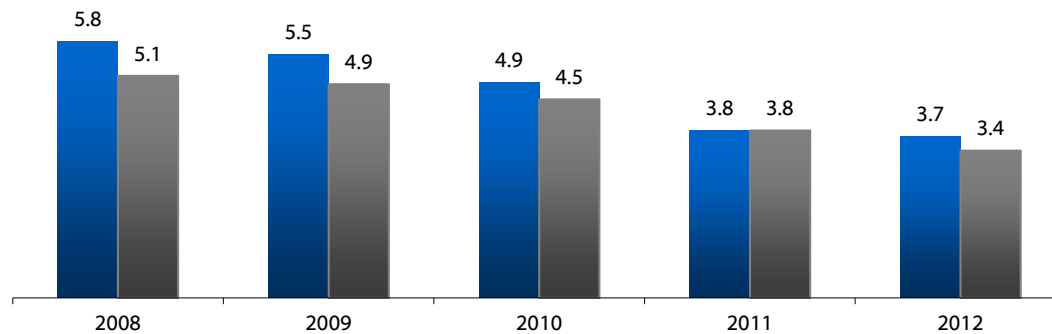
DWI/DUI Arrest Rates per 10,000 Juveniles



Liquor Violations Arrest Rates per 10,000 Juveniles



Public Intoxication Arrest Rates per 10,000 Juveniles



### Juvenile Arrest Rates for Alcohol per 10,000 Juveniles in Dallas County & Texas

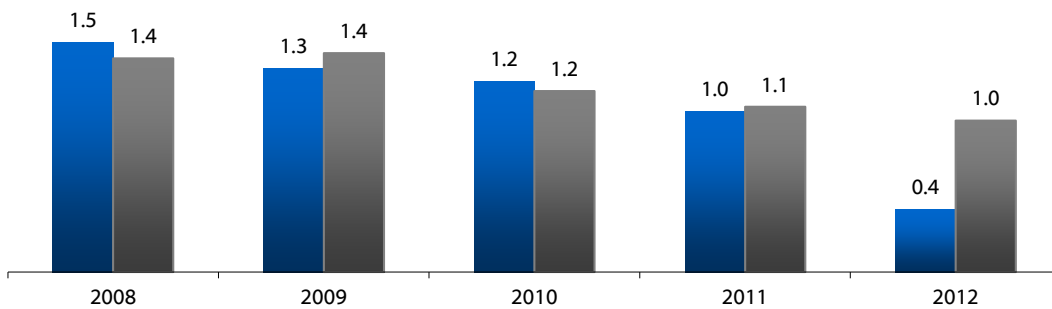
Source: Texas Department of State Health Services; Texas Department of Public Safety (2008-2011) & The Federal Bureau of Investigation (2012)

# Juvenile Arrest Rates for Drugs

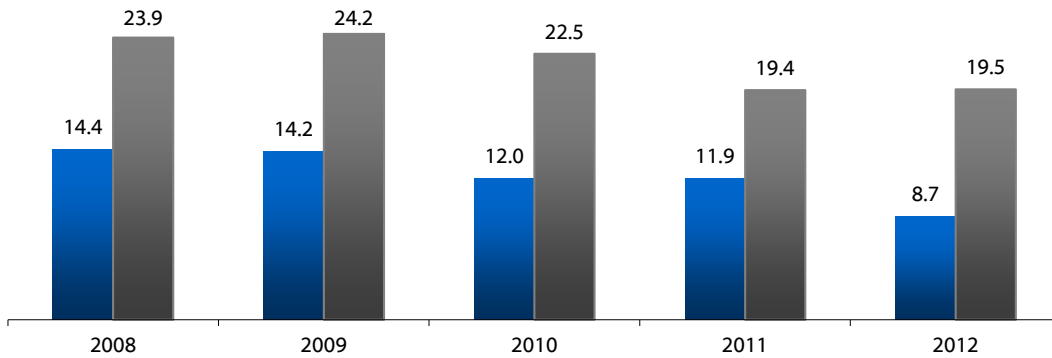
8

■ Dallas County  
■ Texas

Drug Trafficking Arrest Rates per 10,000 Juveniles



Drug Possession Arrest Rates per 10,000 Juveniles



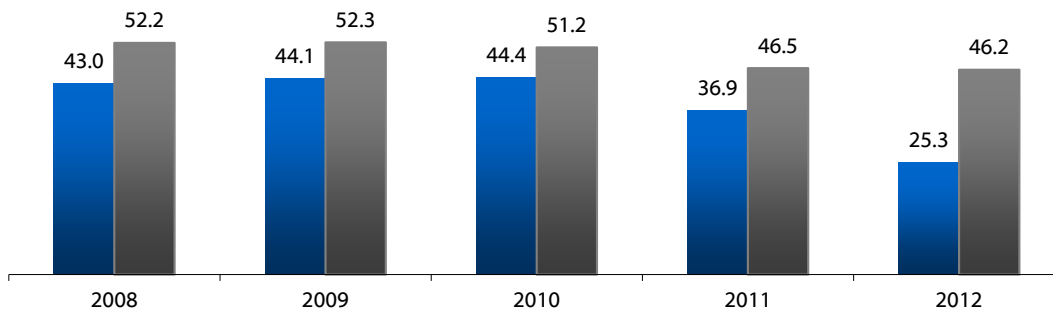
## Juvenile Arrest Rates for Drugs in Dallas County & Texas

Source: Texas Department of State Health Services; Texas Department of Public Safety (2008-2011) & The Federal Bureau of Investigation (2012)

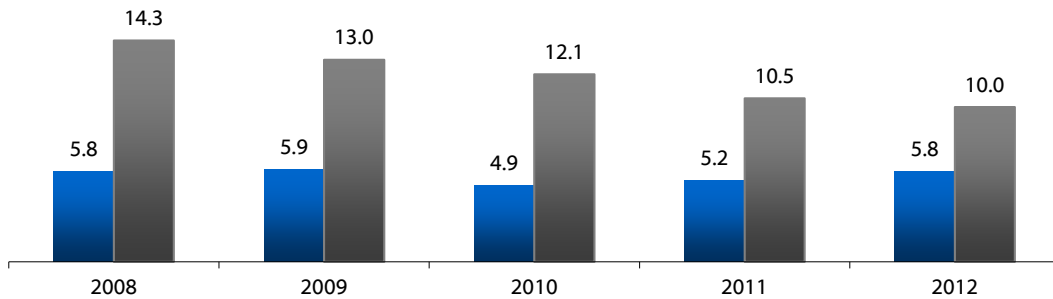
## Adult Arrest Rates for Alcohol

DWI/DUI Arrest Rates per 10,000 Adults

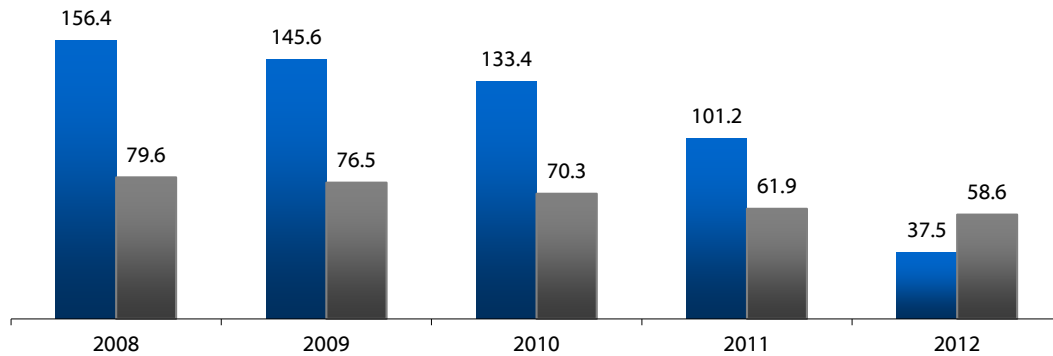
■ Dallas County  
■ Texas



Liquor Violations Arrest Rates per 10,000 Adults



Public Intoxication Arrest Rates per 10,000 Adults



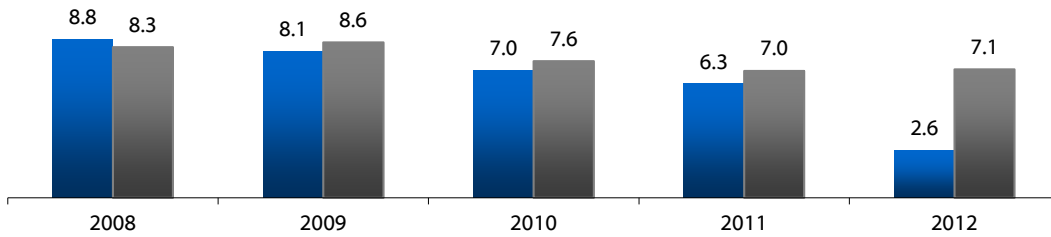
### Adult Arrests for Alcohol per 10,000 Adults in Dallas County & Texas

Source: Texas Department of State Health Services; Texas Department of Public Safety (2008-2011) & The Federal Bureau of Investigation (2012)

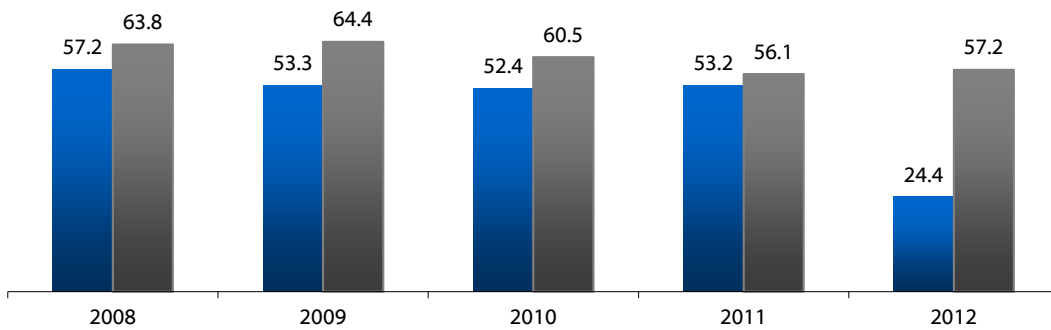
# Adult Arrest Rates for Drugs

- Dallas County
- Texas

Drug Trafficking Arrest Rates per 10,000 Adults



Drug Possession Arrest Rates per 10,000 Adults



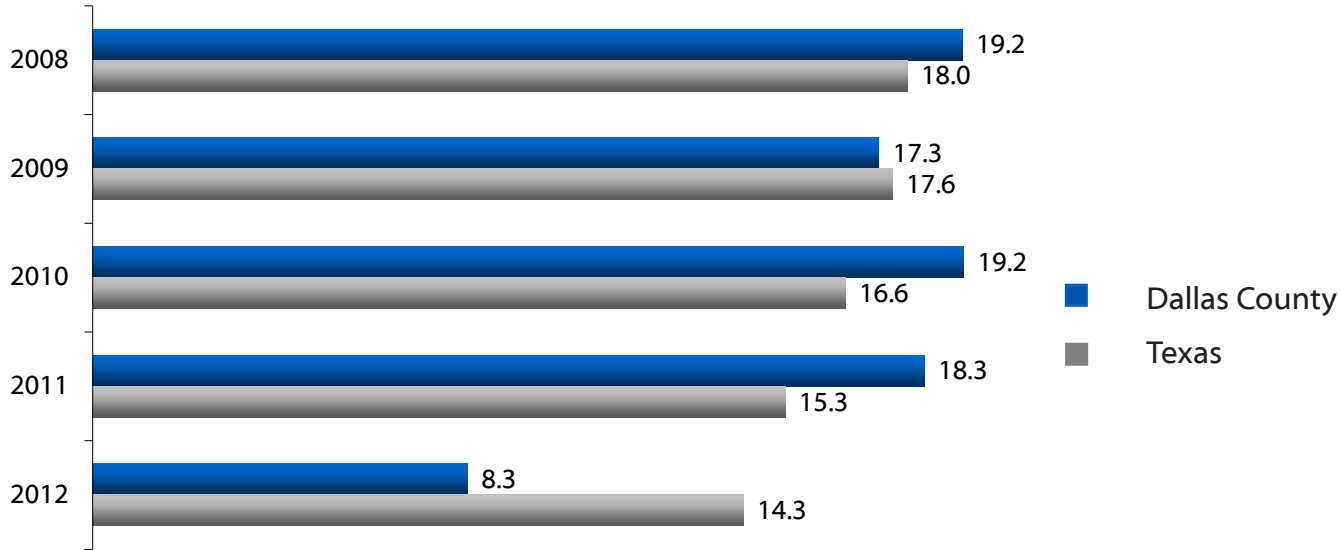
## Adult Arrests for Drugs per 10,000 Adults in Dallas County & Texas

Source: Texas Department of State Health Services; Texas Department of Public Safety (2008-2011) & The Federal Bureau of Investigation (2012)

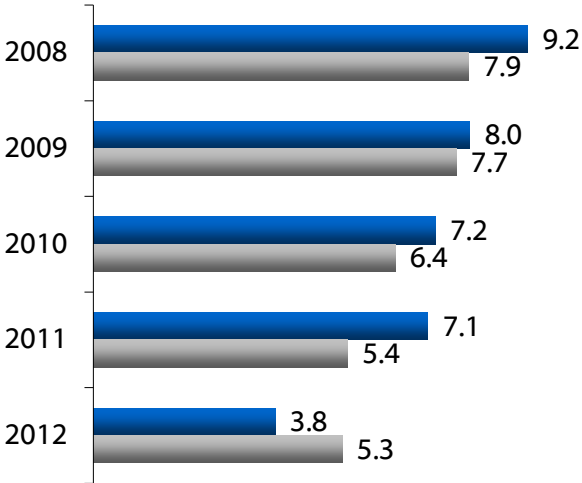
# 11

## Violent Crimes

Adult Arrest Rates for Violent Crimes per 10,000 Adults: Dallas County & Texas



Juvenile Arrest Rates for Violent Crimes per 10,000 Juveniles: Dallas County & Texas



The estimated population of Dallas County in 2012 was 2,453,907, approximately 9.4% of the Texas population, according to the United States Census Bureau.

**Adult & Juvenile Arrests for Violent Crimes in Dallas County & Texas**  
**“Violent Crime” includes Murder, Robbery, Rape, and Aggravated Assault offenses.**

Source: Texas Department of Public Safety(2008-2011) & The Federal Bureau of Investigation (2012)

# Incidents of Family Violence

12

Police Dept.	2008	2009	2010	2011	2012
Dallas PD	13,160	12,086	15,161	15,062	14,307
Addison	166	159	153	184	148
Balch Springs	326	329	312	291	287
Baylor Hlth Care Sys	9	4	3	10	17
Carrollton PD	401	350	424	394	378
Cedar Hill ISD	0	0	0	0	0
Cedar Hill PD	263	308	315	364	343
Cockrell Hill	42	44	45	36	52
Coppell	94	79	95	96	87
Dallas Co Hosp Dist	0	2	10	1	2
Desoto	456	621	618	559	602
Duncanville	215	231	206	239	210
Farmers Branch	131	138	135	141	121
Garland	1,878	1,454	1,762	1,866	1,832
Glenn Heights	126	115	125	119	125
Grand Prairie	1,072	900	733	969	1,060
Highland Park	13	13	6	14	5
Hutchins	42	18	29	33	30
Irving	1,359	1,327	1,192	925	515
Lancaster	440	255	n/a	400	438
Mesquite	593	443	767	908	996
Mountain View College	0	0	0	0	0
Northlake College	-	-	-	1	0
Ovilla	11	10	4	4	9
Richardson	326	329	320	327	296
Richland College	0	0	0	0	0
Rowlett	315	367	300	263	222
Sachse	66	60	47	67	53
Seagoville	103	126	105	96	85
Southern Methodist Univ	3	0	3	4	3
University Park	20	15	15	8	18
UT Dallas	7	6	6	7	3
UT Med School - Dallas	0	0	5	3	4
Wilmer	37	27	22	33	31
Dallas CO SO	51	43	45	48	33
<b>Dallas County</b>	<b>21,725</b>	<b>19,859</b>	<b>22,963</b>	<b>23,472</b>	<b>22,312</b>
<i>Rate per 10,000 Residents</i>	<i>91.0</i>	<i>81.7</i>	<i>97.0</i>	<i>97.5</i>	<i>90.9</i>
<b>Texas</b>	<b>193,505</b>	<b>196,713</b>	<b>193,505</b>	<b>177,983</b>	<b>198,366</b>
<i>Rate per 10,000 Residents</i>	<i>79.5</i>	<i>79.4</i>	<i>77.0</i>	<i>69.4</i>	<i>76.1</i>

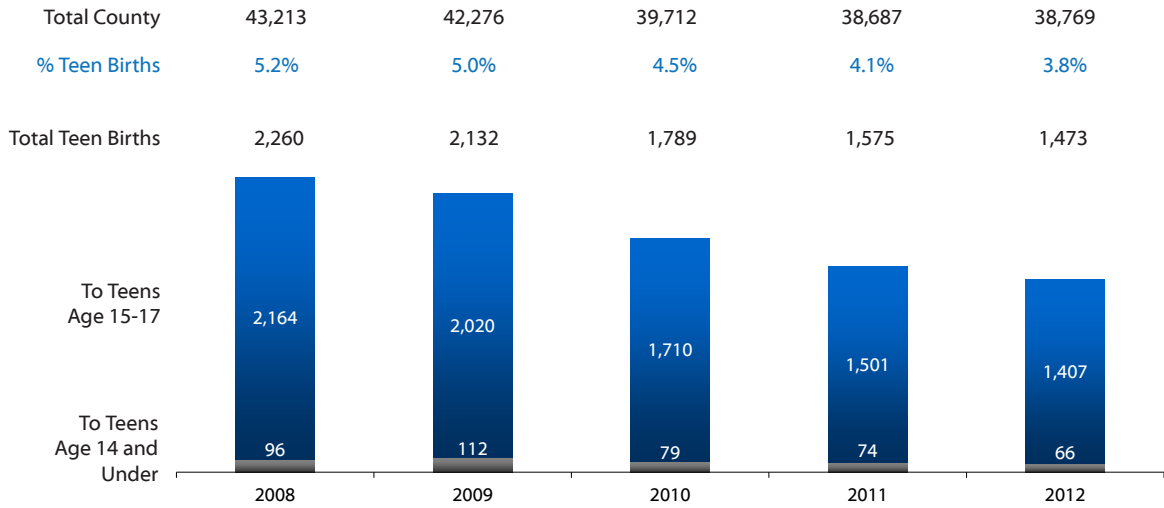
## Family Violence Incidents - Dallas County & Texas Counts and Rates

Source: Texas Department of Public Safety - Texas Crime Reports

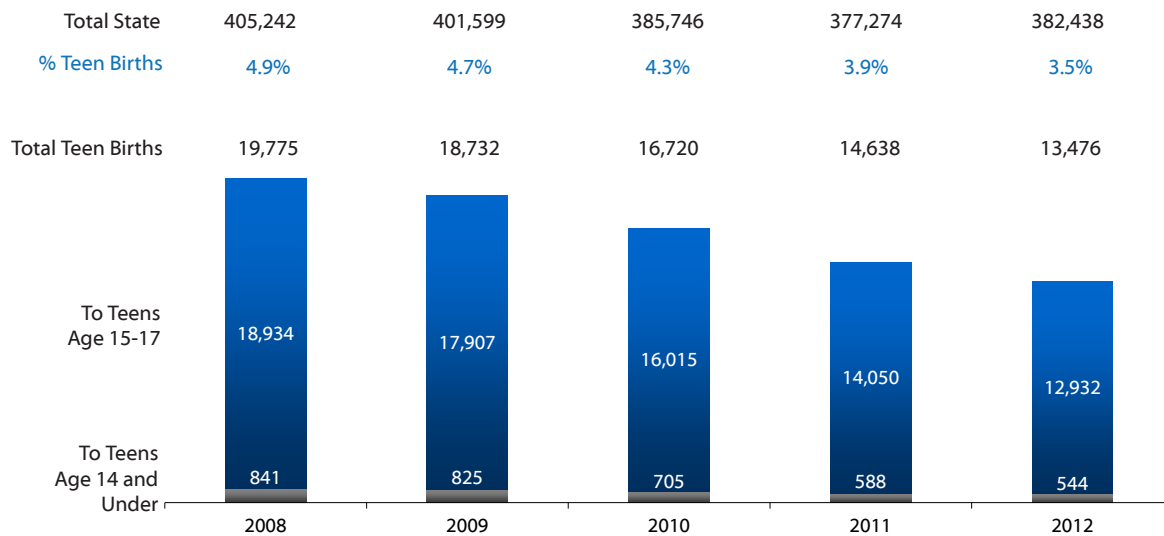
# 13

## Teen Mothers

### Dallas County Births



### Texas Births



### Teen Pregnancies Resulting in Births in Dallas County v. Texas

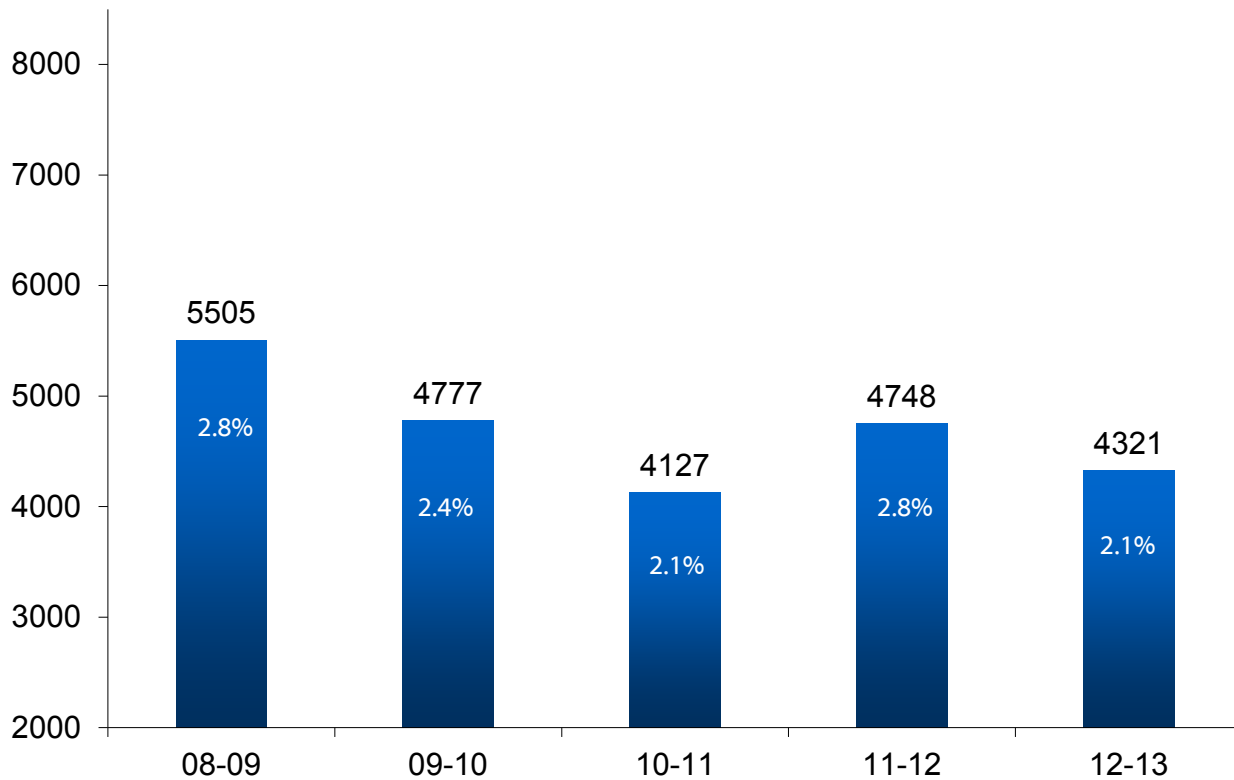
Source: Texas Department of State Health Services



# School Dropouts

14

## Dallas County Public School Dropouts Grades 7-12



## Texas Dropout Rates

07-08	08-09	09-10	10-11	11-12	12-13
2.2%	2.0%	1.7%	1.6%	1.7%	1.6%

## School Dropouts Grades 7-12 - Dallas County Public Schools

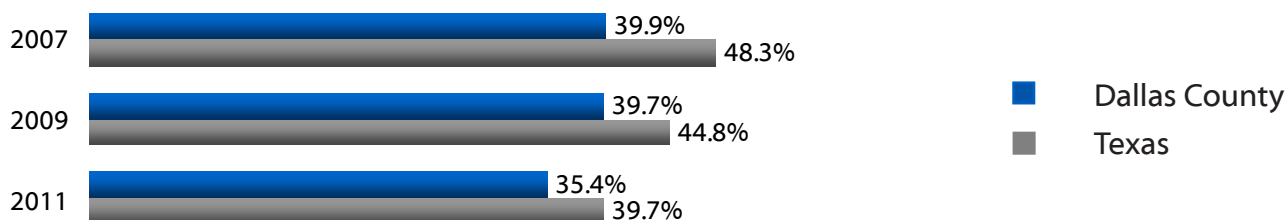
Source: Texas Education Agency <http://www.tea.state.tx.us/acctres/dropcomp/years.html>

### Alcohol and Other Drug Use Among High School Students in Dallas County & Texas

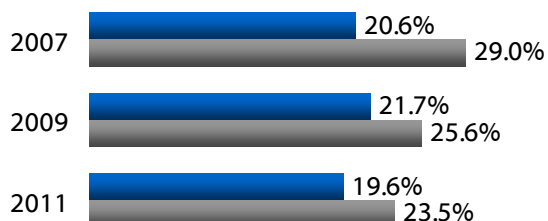
#### Past Use of Alcohol



#### Recent Use of Alcohol (Past 30 Days)



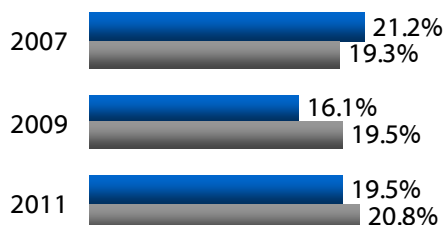
#### Drank 5 or More Drinks on One or More Occasions (Past 30 Days)



#### Past Use of Marijuana



#### Recent Use of Marijuana (Past 30 Days)



### Drug Use - High School Students - Dallas County & Texas

Source: Centers for Disease Control & Prevention Youth Risk Behavior Surveillance System 2007-2011

# Drug Use - High School Students

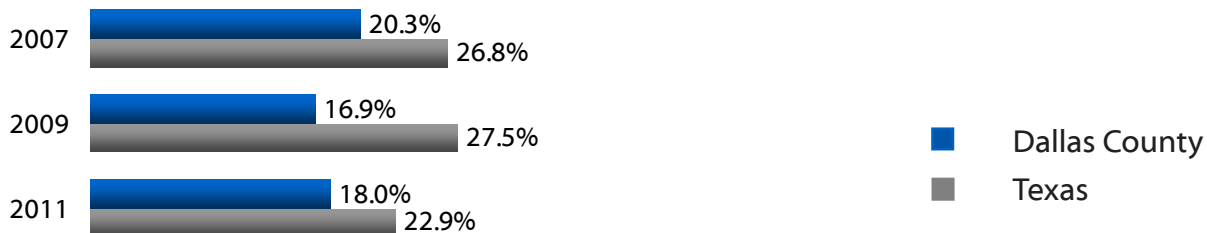
16

## Alcohol and Other Drug Use Among High School Students in Dallas County & Texas

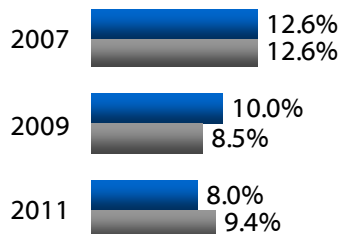
### Past Use of Tobacco



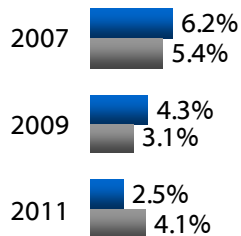
### Recent Use of Tobacco (Past 30 Days)



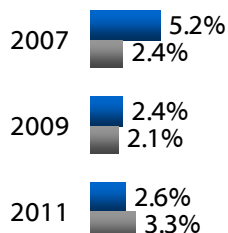
### Past Use of Cocaine



### Recent Use of Cocaine (Past 30 Days)



### Past Use of Heroin

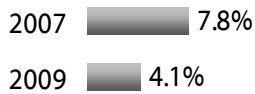


## Drug Use - High School Students - Dallas County & Texas

Source: Centers for Disease Control & Prevention Youth Risk Behavior Surveillance System 2007-2011

### Alcohol and Other Drug Use Among High School Students in Dallas County & Texas

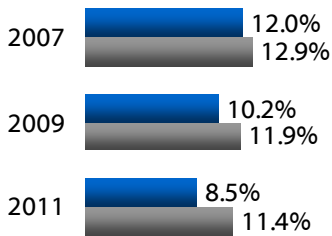
#### Past Use of Heroin Mixed with Nighttime Pain Reliever (Cheese Heroin)



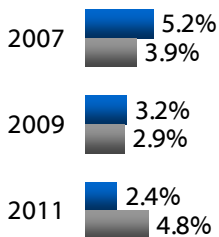
#### Past Use of Methamphetamines



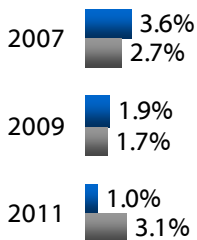
#### Past Use of Inhalants



#### Past Use of Steroids



#### Past Use of Illegal IV Drugs



### Drug Use - High School Students - Dallas County & Texas

Source: Centers for Disease Control & Prevention Youth Risk Behavior Surveillance System 2007-2011

# Drug Use - High School Students

18

## Alcohol and Other Drug Use Among High School Students in Dallas County & Texas

Recent Use of Prescription Drugs With No Prescription from a Doctor (Past 30 Days)

2009  7.70%

Past Use of Prescription Drugs With No Prescription from a Doctor



2011  14.5%  
 22.1%

Past Use of Ecstasy

2007  6.8%  
 9.9%

2009  8.1%  
 9.0%


2011  7.9%  
 11.9%

 Dallas County  
 Texas

Recent Use of Ecstasy (Past 30 Days)

2009  4.3%

### Adult & Youth Admission Rates (per 10,000 residents) to Dallas County DSHS Funded Treatment Programs



### Primary Drug at Time of Adult Admission to DSHS Funded Facilities

	2005	2006	2007	2008	2009	2010 <sup>^</sup>	2011 <sup>^</sup>	2012
Alcohol	2602	2829	2611	2565	2542	1361	2717	2199
Heroin/Opioid	1969	1757	2298	2574	3063	1736	3688	3034
Cocaine (all forms)	2117	2151	2301	2197	2076	594	1168	1084
Amphetamines/ Methamphetamines	861	979	1045	843	937	524	945	765
Marijuana/Hashish	765	879	1174	1303	1605	441	741	716
PCP	35	26	48	93	110	---	---	---
Sedative	---	---	---	---	---	---	111	75
Other (Barbituates, Inhalants, Ecstasy, etc.)	143	115	139	182	363	209	384	246
Polysubstance	---	---	---	---	---	726	893	522

Polysubstance is multiple drug dependence with no primary

### Primary Drug at Time of Adolescent Admission to DSHS Funded Facilities

	2005	2006	2007	2008	2009	2010 <sup>^</sup>	2011 <sup>^</sup>	2012
Marijuana/Hashish	347	293	563	729	897	275	634	428
Cocaine (all forms)	41	38	55	41	59	13	22	*
Heroin/Opiates	37	69	269	254	226	24	102	74
Amphetamines/ Methamphetamines	25	24	12	*	*	*	12	*
Alcohol	23	24	45	55	32	16	18	*
Sedative	---	---	---	---	---	---	14	*
Other (Barbituates, Inhalants, Ecstasy, etc.)	25	25	37	42	45	*	*	---
Polysubstance	---	---	---	---	---	71	86	73

Polysubstance is multiple drug dependence with no primary

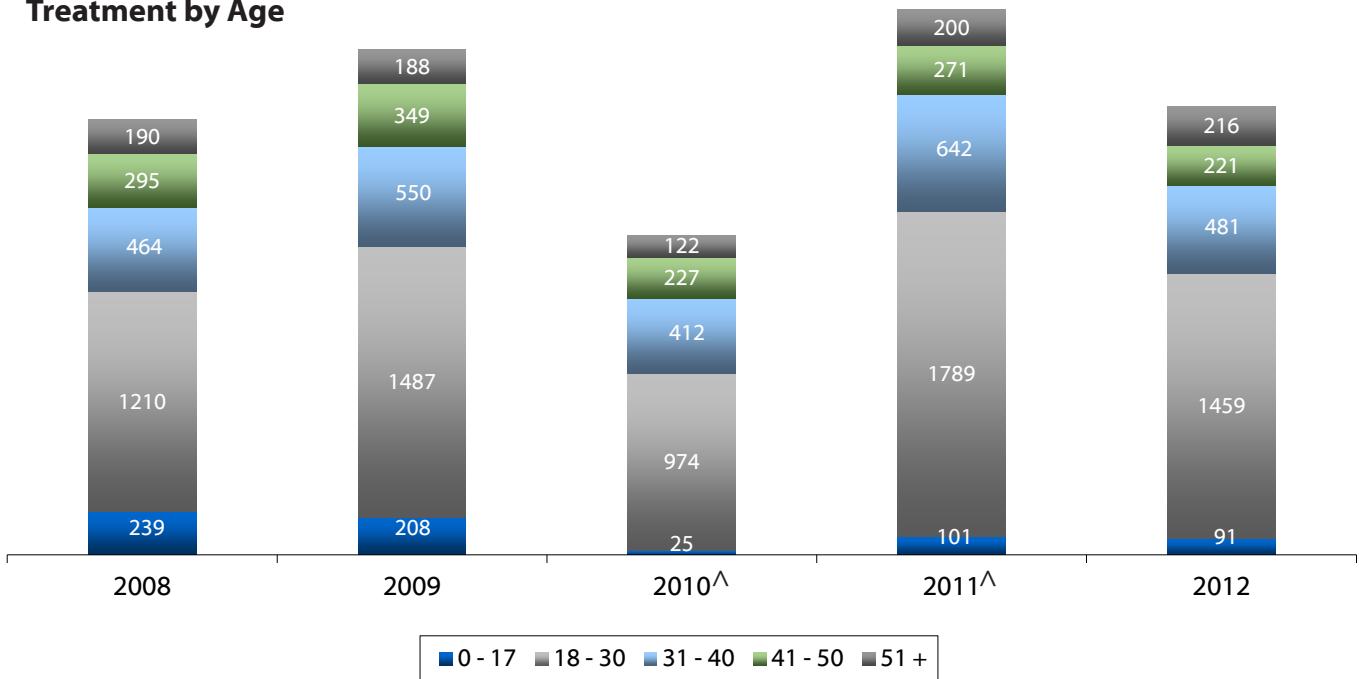
### Drug Treatment Admissions - Dallas County

Source: Texas Department of State Health Services: \*Counts smaller than 10 are masked  
<sup>^</sup>2010 & 2011 Totals are incomplete due to a change in statewide reporting methods

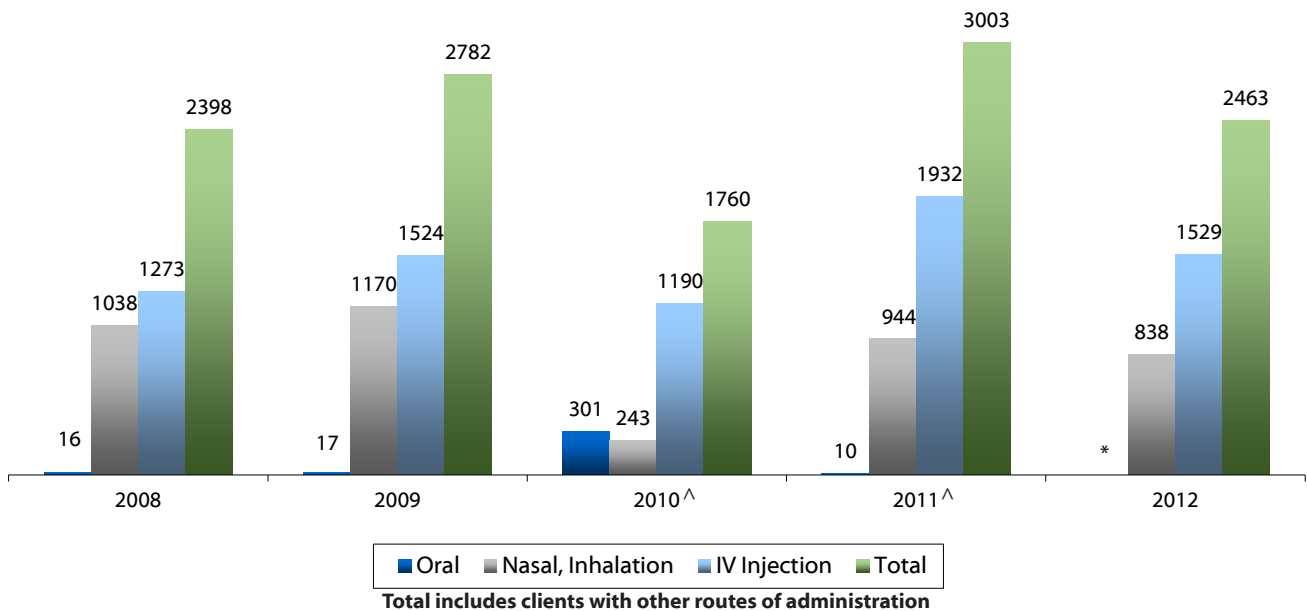
# Heroin Treatment Admissions

20

**Dallas County Heroin Admissions to DSHS Funded Treatment by Age**



**Dallas County Heroin Admissions to DSHS Funded Treatment by Route of Administration**



## Drug Treatment Admissions - Dallas County

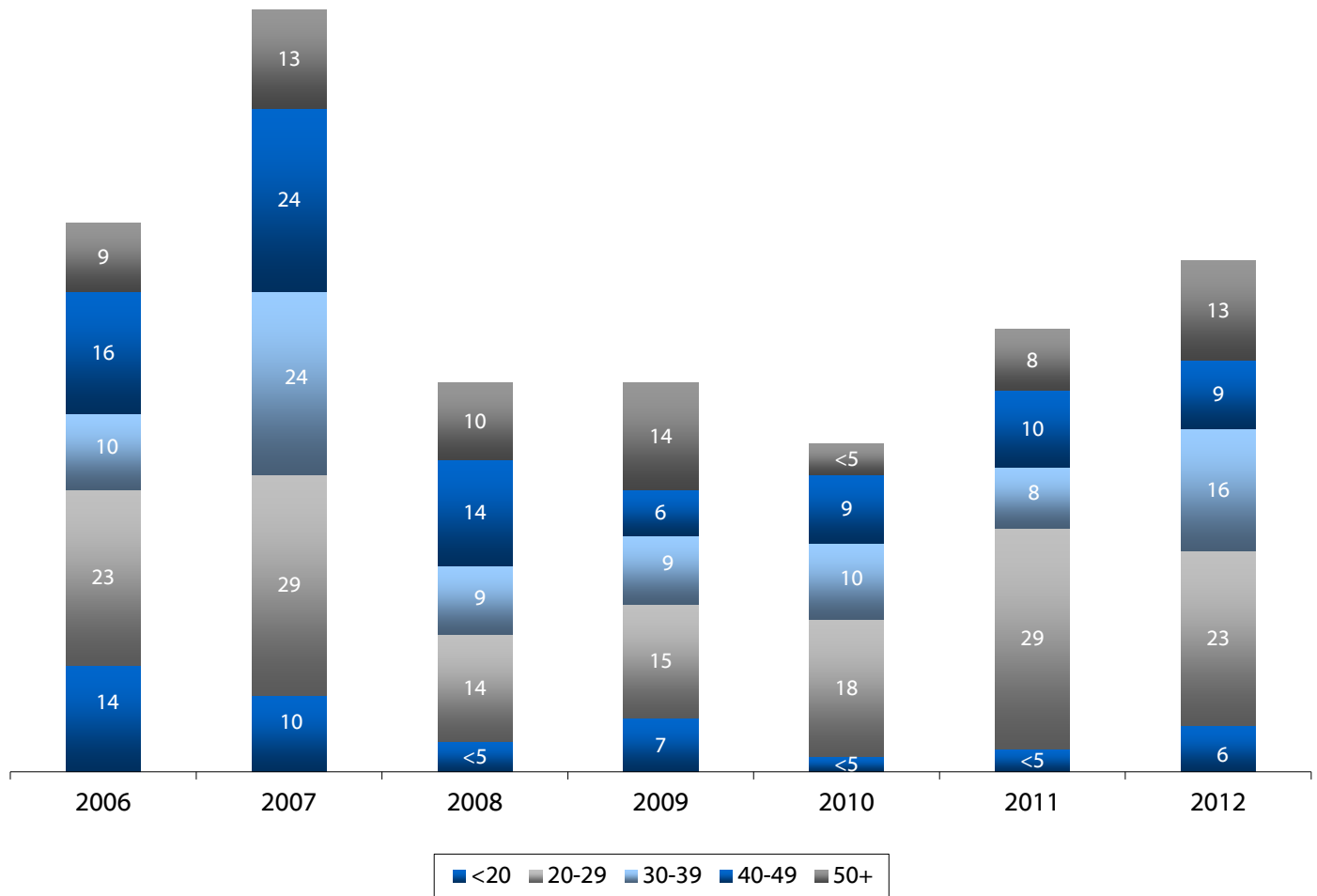
Source: Texas Department of State Health Services: \*Counts smaller than 10 are masked

<sup>^</sup>2010 & 2011 Totals are incomplete due to a change in statewide reporting methods

# 21

## Heroin Deaths

Persons Dying With a Mention of Heroin in Dallas County 2006-2012



Persons Dying With a Mention of Heroin in Dallas County per 100,000 Residents

	2006	2007	2008	2009	2010	2011	2012
Dallas County	3.1	4.2	3.0	2.1	1.8	2.4	2.7

### Heroin Deaths & Rates in Dallas County

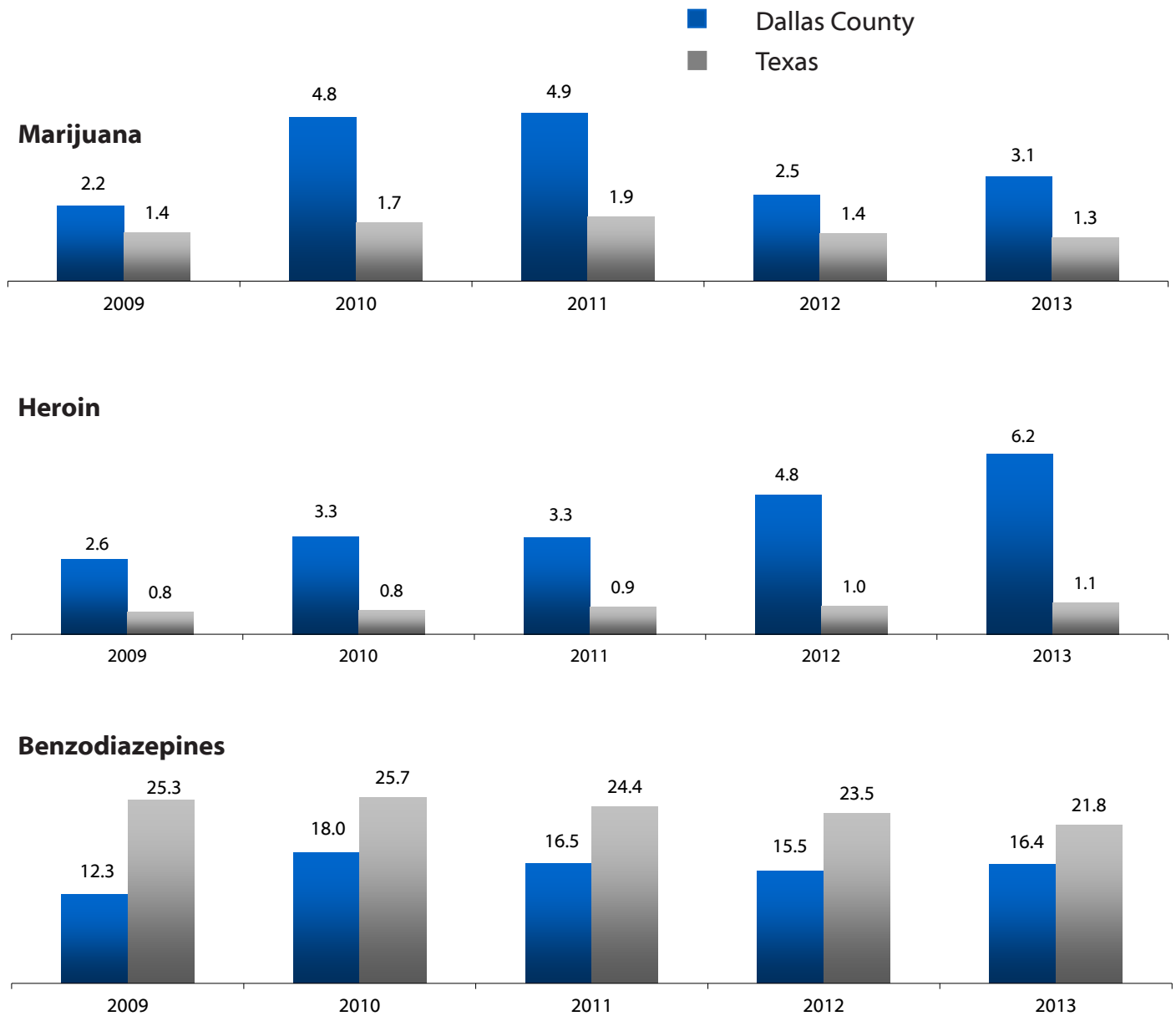
Sources: University of Texas at Austin, Center for Social Work Research; Texas Department of State Health Services



# Poison Center Call Rates

22

### Call Rates to Poison Control in Dallas County per 100,000 Residents



## Calls To Poison Control

Source: Texas Poison Center Network

**Juvenile Delinquency Incident Rate per 10,000 Enrolled Students - Dallas County Public Schools**  
Texas Education Agency PEIMS Report

<b>Discipline Reason</b>	<b>Incidents 2009-2010</b>	<b>Incidents 2010-2011</b>	<b>Incidents 2011-2012</b>	<b>Incidents 2012-2013</b>
Possession/Selling Controlled Substance	47.0	45.7	47.3	52.5
Felony Controlled Substance Violation	2.4	2.3	2.1	1.8
Possession - Alcoholic Beverage	4.0	3.2	3.9	3.4
Possession - Tobacco Products	9.9	8.2	8.5	5.2
Possession - Gun, Knife, or other Weapon	7.1	6.1	0.5	0.7
Assault of School Employee/Volunteer	4.1	3.2	2.5	2.8
Assault against someone other than School Employee/Volunteer	7.8	7.0	8.0	6.9
School Related Gang Violence	6.0	6.7	5.7	3.4

**Juvenile Delinquency Incidents - Dallas County**

Source: Texas Education Agency PEIMS Report

## Information and Referral

The Council on Alcohol & Drug Abuse  
214-522-8600  
[www.dallasCouncil.org](http://www.dallasCouncil.org)

## Juvenile/Adolescent Resources

AI – Anon/Alateen – Dallas Area  
214-363-0416  
[www.dallasai-anon.org](http://www.dallasai-anon.org)

Above the Influence  
[www.abovetheinfluence.com](http://www.abovetheinfluence.com)

The Cool Spot  
[www.thecoolspot.gov](http://www.thecoolspot.gov)

Partnership at DrugFree.org  
[www.drugfree.org](http://www.drugfree.org)

Partnership for a Drug Free Texas  
[www.drugfreetexas.org](http://www.drugfreetexas.org)

Tobacco-Free Kids  
[www.tobaccofreekids.org](http://www.tobaccofreekids.org)

## Juvenile/Adolescent Treatment Programs

Nexus Recovery Center (Females Only)  
214-321-0156  
[www.nexusrecovery.org](http://www.nexusrecovery.org)

Phoenix House  
214-999-1044  
[www.phoenixhouse.org](http://www.phoenixhouse.org)

Right Step  
1-877-627-4389  
817-857-9100  
[www.rightstep.com](http://www.rightstep.com)

Shoreline  
1-800-628-3265  
[www.chemicaldependency.com](http://www.chemicaldependency.com)

Starlite Recovery Center  
1-866-220-1626  
[www.starliterecovery.com](http://www.starliterecovery.com)

Summer Sky  
1-888-857-8857  
[www.summersky.us](http://www.summersky.us)

Sundown Ranch  
1-903-479-3933  
[www.sundownranchinc.com](http://www.sundownranchinc.com)

Timberlawn Mental Health System  
214-381-7181  
[www.timberlawn.com](http://www.timberlawn.com)

## Adult Treatment

Substance Abuse Helpline - Contact for Referrals  
The Council on Alcohol and Drug Abuse  
214-522-8600  
[www.dallasCouncil.org](http://www.dallasCouncil.org)

## Local Community Coalitions

Coalition on Mental Illness  
Mental Health America  
214-871-2420  
[www.mhadallas.org](http://www.mhadallas.org)

Dallas Area Drug Prevention Partnership  
214-522-8600 ext. 228  
[www.drugfreedallas.org](http://www.drugfreedallas.org)  
[www.facebook.com/DADPP](https://www.facebook.com/DADPP)

Dallas County DWI Task Force  
214-339-8381  
[www.dwitaskforce.org](http://www.dwitaskforce.org)

Tobacco-Free North Texas  
214-522-8600  
[www.tobaccofreentx.com](http://www.tobaccofreentx.com)  
[www.facebook.com/tobaccofreentx](https://www.facebook.com/tobaccofreentx)  
[www.twitter.com/tobaccofreentx](https://www.twitter.com/tobaccofreentx)

Texas Alliance for Drug Endangered Children  
214-522-8600 ext. 256  
[www.texasdec.org](http://www.texasdec.org)

Texans Standing Tall  
512-442-7501  
[www.texansstandingtall.org](http://www.texansstandingtall.org)

**Recovery Resources**

Alcoholics Anonymous  
214-887-6699  
[www.aadallas.org](http://www.aadallas.org)

Narcotics Anonymous  
972-699-9306  
[www.dallasareana.org](http://www.dallasareana.org)

12th Step Ministry  
214-265-7192  
<http://twelfthstepministry.org>

**Adult and Parent Resources**

Partnership for Drug Free Kids  
[www.drugfree.org](http://www.drugfree.org)

Partnership for a Drug Free Texas  
[www.drugfreetexas.org](http://www.drugfreetexas.org)

Here for Youth  
[www.hereforyouth.com](http://www.hereforyouth.com)

DEA Resources for parents, educators & caregivers  
[www.getsmartaboutdrugs.com](http://www.getsmartaboutdrugs.com)

**Tobacco Resources**

Texas Tobacco Quitline  
1-877-YES-QUIT  
[www.yesquit.org](http://www.yesquit.org)

Smokefree Teen  
<http://teen.smokefree.gov>

Surgeon General Tobacco Information  
[www.surgeongeneral.gov/tobacco](http://www.surgeongeneral.gov/tobacco)

National Tobacco Cessation Collaborative  
[www.tobacco-cessation.org](http://www.tobacco-cessation.org)

National Cancer Institute  
[www.cancer.gov/cancertopics/factsheet/Tobacco/cessation](http://www.cancer.gov/cancertopics/factsheet/Tobacco/cessation)

Break Free Alliance  
<http://www.healthedcouncil.org/breakfreealliance>

National African American Tobacco Prevention Network  
<http://www.naatpn.org>

**Other Resources**

The Council on Alcohol & Drug Abuse  
214-522-8600  
[www.dallascouncil.org](http://www.dallascouncil.org)

Community Anti-Drug Coalitions of America  
[www.cadca.org](http://www.cadca.org)

Mothers Against Drunk Driving (MADD)  
[www.madd.org/local-offices/tx/north-texas/](http://www.madd.org/local-offices/tx/north-texas/)

National Institute on Drug Abuse  
[www.nida.nih.gov](http://www.nida.nih.gov)

Office of National Drug Control Policy  
[www.whitehousedrugpolicy.gov](http://www.whitehousedrugpolicy.gov)

Prevention Resource Center-Region 3  
[www.prc3.org](http://www.prc3.org)

Substance Abuse and Mental Health Services  
Administration (SAMHSA)  
[www.samhsa.gov](http://www.samhsa.gov)

Substance Abuse and Mental Health Services  
Administration (SAMHSA) - National Clearinghouse for  
Alcohol and Drug Information  
[www.health.org](http://www.health.org)

Texas Department of State Health Services  
[www.dshs.state.tx.us](http://www.dshs.state.tx.us)

# Change Log and Notes from 2011-14 Indexes

*In addition to adding the most recent data, the following changes or corrections were made when the index was updated for 2011 -2014.*

## **Table of Contents**

The page numbers have changed from previous versions.

## **Population Data**

2011 population totals for Texas and Dallas County were updated on the Census Bureau site - so these numbers have been updated in all rate calculations listed in this document. Rates listed for 2011 data will likely be different that the previous indexes.

## **P5 - Sexually Transmitted Diseases**

The 2014 numbers for all STDs for all years reported have been updated to reflect the year of diagnoses vs year of report.

## **P7-11 Arrests for Alcohol, Drugs or Violent Crime**

Totals for Texas statewide numbers in previous indexes had placed 17 year olds in the adult category. We have corrected all previous years state data and now all juvenile rates reflect individuals ages 0-17 and adult rates include those 18 and over.

## **P21 - Primary Drugs at Time of Admission (Adult and Juvenile)**

With the change of DSHS reporting systems from BHIPS to CMBHS, the categorization of drugs has been changed. Major changes of note: all types of cocaine are now listed as Cocaine, heroin and other synthetic opiates are all combined under Heroin/Opiates, and a new classification called Polysubstance has been added which refers to admissions with multiple drug dependencies with no primary.

Also due to the change in reporting systems for admissions, the number of admissions decreased drastically in 2010. This is likely due to a change in the way admissions are tracked in the new system throughout the year and the process of adjusting to a new system of reporting. Admission rates for 2011 appear to be returning to more comprable levels.

## **Acknowledgements**

*We extend our appreciation to the following organizations for their assistance in collecting data for this index.*

**Centers for Disease Control and Prevention**

**Dallas Independent School District**

**Fatality Analysis Reporting System (FARS)**

**Texas Department of Education**  
Information Analysis Division

**Texas Department of Family and Protective Services**

**Texas Department of State Health Services**  
Center for Health Statistics  
TB/HIV/STD Epidemiology and Surveillance  
Mental Health and Substance Abuse Division  
Texas Poison Center Network

**Texas Department of Public Safety**  
Uniform Crime Reporting

**Texas Juvenile Justice Department**

**University of Texas at Austin, Center for Social Work Research**

 **DADPP** Dallas Area Drug  
Prevention Partnership  
[www.drugfreedallas.org](http://www.drugfreedallas.org)

**the council**  
ON ALCOHOL & DRUG ABUSE  
[www.dallascouncil.org](http://www.dallascouncil.org)