

# Dallas County 2011 Drug Impact Index



*Creating safer youth and a safer  
community through cooperative drug  
prevention strategies*



**the council**  
ON ALCOHOL & DRUG ABUSE

## **Dallas County Drug Impact Index**

The total impact of alcohol and other drug abuse cost the Texas economy an estimated \$33.4 billion in 2007, according to a study by the Texas Department of State Health Services, Mental Health and Substance Abuse Unit. The consequences of substance abuse show significant direct and indirect costs in the form of reduced and lost productivity, crime, premature death, health care, property damage, motor vehicle accidents, and social welfare administration.

The Dallas County Drug Impact Index profiles local substance abuse trends as early as 2002 and continuing through the most recent available date. It relies on archival data collected at the local level. In addition to specific drug abuse trends, the index contains information about issues that are directly and indirectly related to substance use and abuse, such as HIV/AIDS, sexually-transmitted diseases, crime, family violence, school dropouts, teen mothers, and substance abuse treatment.

This project issues a “call to action,” asking our communities to act now and work to reduce the incidence and impact of alcohol and other drug abuse.

The Dallas County Drug Impact Index was developed by The Council on Alcohol and Drug Abuse and the Dallas Area Drug Prevention Partnership, with support from the Substance Abuse and Mental Health Services Administration, Drug Free Communities Support Program.

## **Dallas Area Drug Prevention Partnership**

The Dallas Area Drug Prevention Partnership (DADPP) was established in 2007 to address growing concern about heroin overdose deaths among our communities’ youth. Since then, it has expanded its mission and is dedicated to reducing the incidence and impact of all drugs in the greater Dallas area. The Partnership represents a collaborative effort that is based on the simple premise that local people are in the best position to solve specific local problems and change is most likely to occur when the process engages many sectors of a community in a cooperative approach. More than 150,000 Dallas area teens abused alcohol or drugs in 2009. We will decrease that by 50,000 teens by 2015.

The coalition is made up of concerned citizens, law enforcement personnel, educators, substance abuse prevention and treatment professionals, health care providers, government officials, faith-based organizations, youth, and other area coalitions targeting youth. Together they facilitate accurate data collection, educate youth, parents and the community, promote healthy media messages, and conduct community outreach.

The Dallas Area Drug Prevention Partnership implements environmental strategies that are aimed at population-level change and seek to (1) limit youth access to alcohol and other drugs, (2) change the culture and contexts within which decisions about substance use are made, and (3) reduce the prevalence of negative consequences associated with substance use. These environmental strategies create community-wide change by challenging perceptions and increasing substance abuse awareness.

Dallas Area Drug Prevention Partnership  
[www.drugfreedallas.org](http://www.drugfreedallas.org)

The Council on Alcohol and Drug Abuse  
[www.dallascouncil.org](http://www.dallascouncil.org)

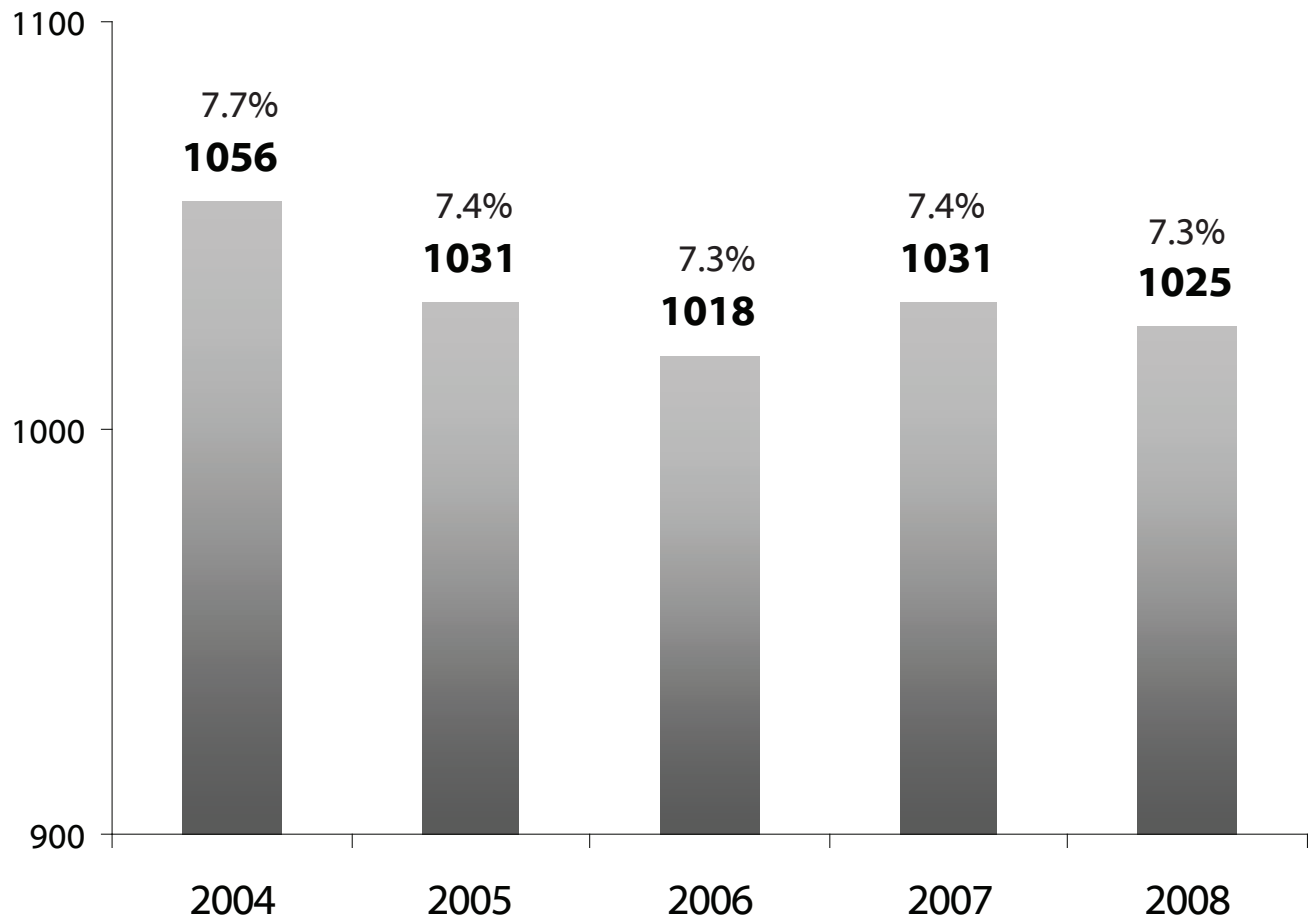
# Dallas County Drug Impact Index - 2011

- 1 Alcohol Related Deaths
- 2 Other Drug Related Deaths
- 3-4 HIV / AIDS
- 5 Sexually Transmitted Diseases
- 6 Alcohol Related Motor Vehicle Fatalities
- 7 Adult Arrests for Alcohol & Drugs
- 8 Juvenile Arrests for Alcohol & Drugs
- 9 Violent Crime
- 10 Incidents of Family Violence
- 11 Teen Mothers
- 12 School Dropouts
- 13 Juvenile Delinquency
- 14 Juveniles on Probation for Drug Arrests
- 15-17 Drug Use - High School Students
- 18 Drug Treatment Admissions
- 19 Heroin Treatment Admissions
- 20 Heroin Deaths/Poison Center Calls
- 21-22 Resources

# 1

## Alcohol Related Deaths

### Alcohol Related Deaths



#### Deaths Related to Alcohol Use - Dallas County

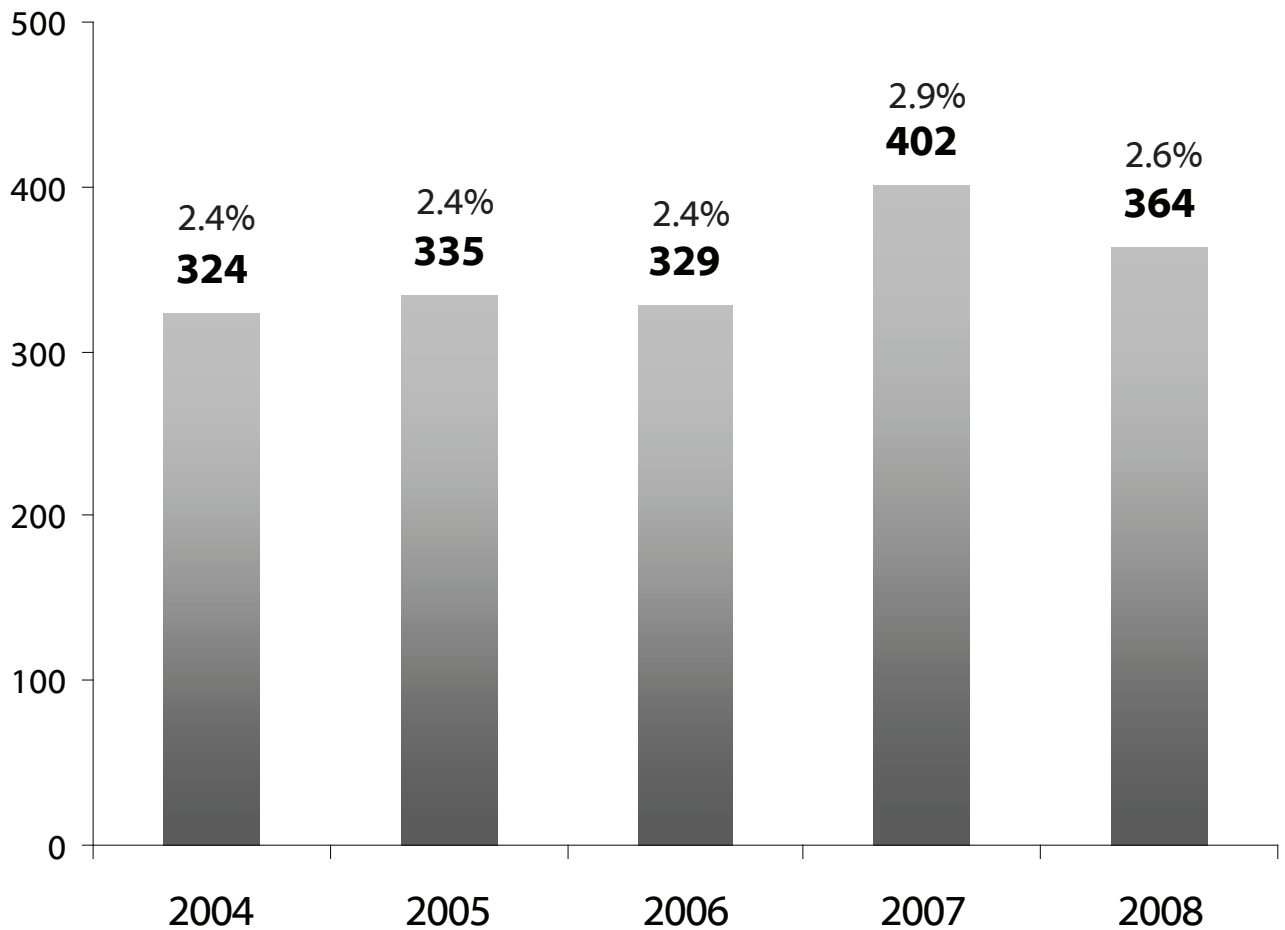
#### Percents shown are percent of Total Dallas County Deaths

Source: Raw data from Center of Health Statistics, Texas Department of State Health Services; Analysis by Decision Support Unit/MHSA, DSHS.

## Other Drug Related Deaths

2

### Other Drug Related Deaths




#### Deaths Related to Other Drug Use - Dallas County Percents shown are percent of Total Dallas County Deaths

Source: Raw data from Center of Health Statistics, Texas Department of State Health Services; Analysis by Decision Support Unit/MHSA, DSHS.

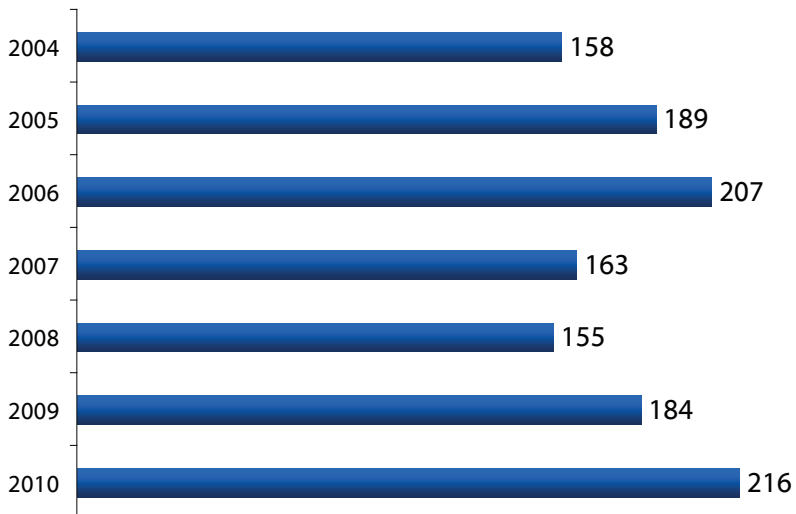
# 3

## New HIV/AIDS Diagnoses by Mode of Exposure

### Mode of Exposure: Homosexual



### Mode of Exposure: Heterosexual



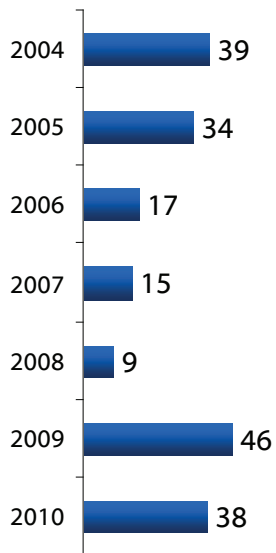
### New HIV/AIDS Diagnoses by Mode of Exposure - Dallas County

Source: Raw data from TB/HIV/STD Epidemiology and Surveillance, Texas Department of State Health Services

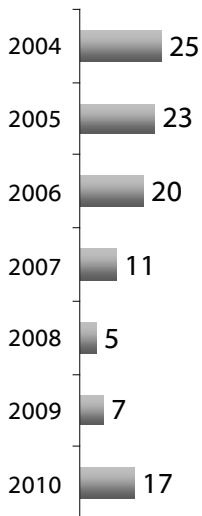
# New HIV/AIDS Diagnoses by Mode of Exposure

4

## Mode of Exposure: Injection Drug Use (IDU)



## Mode of Exposure: Homosexual & IDU



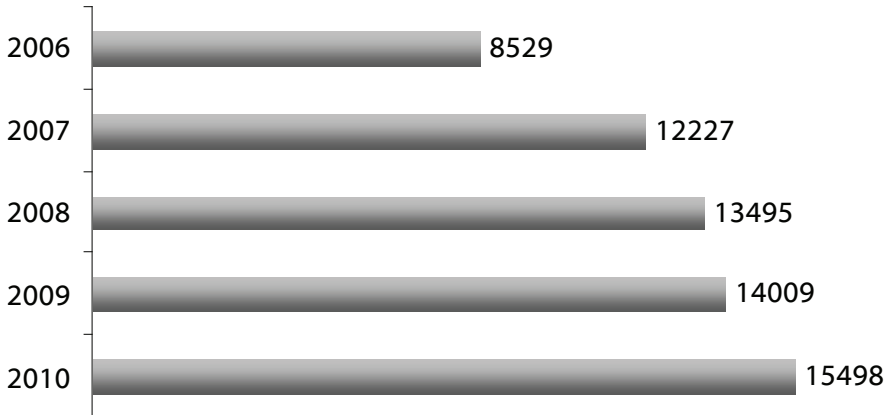
## New HIV/AIDS Diagnoses by Mode of Exposure - Dallas County

Source: Raw data from TB/HIV/STD Epidemiology and Surveillance, Texas Department of State Health Services

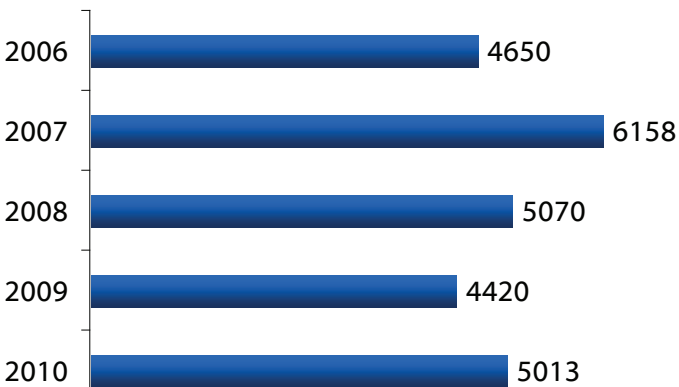
# 5

## Sexually Transmitted Diseases

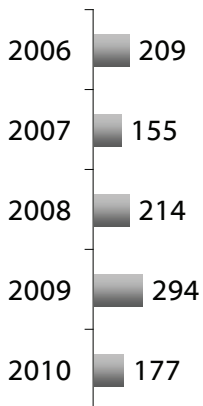
### Chlamydia



### Gonorrhea



### Syphilis



### Sexually Transmitted Diseases - Dallas County

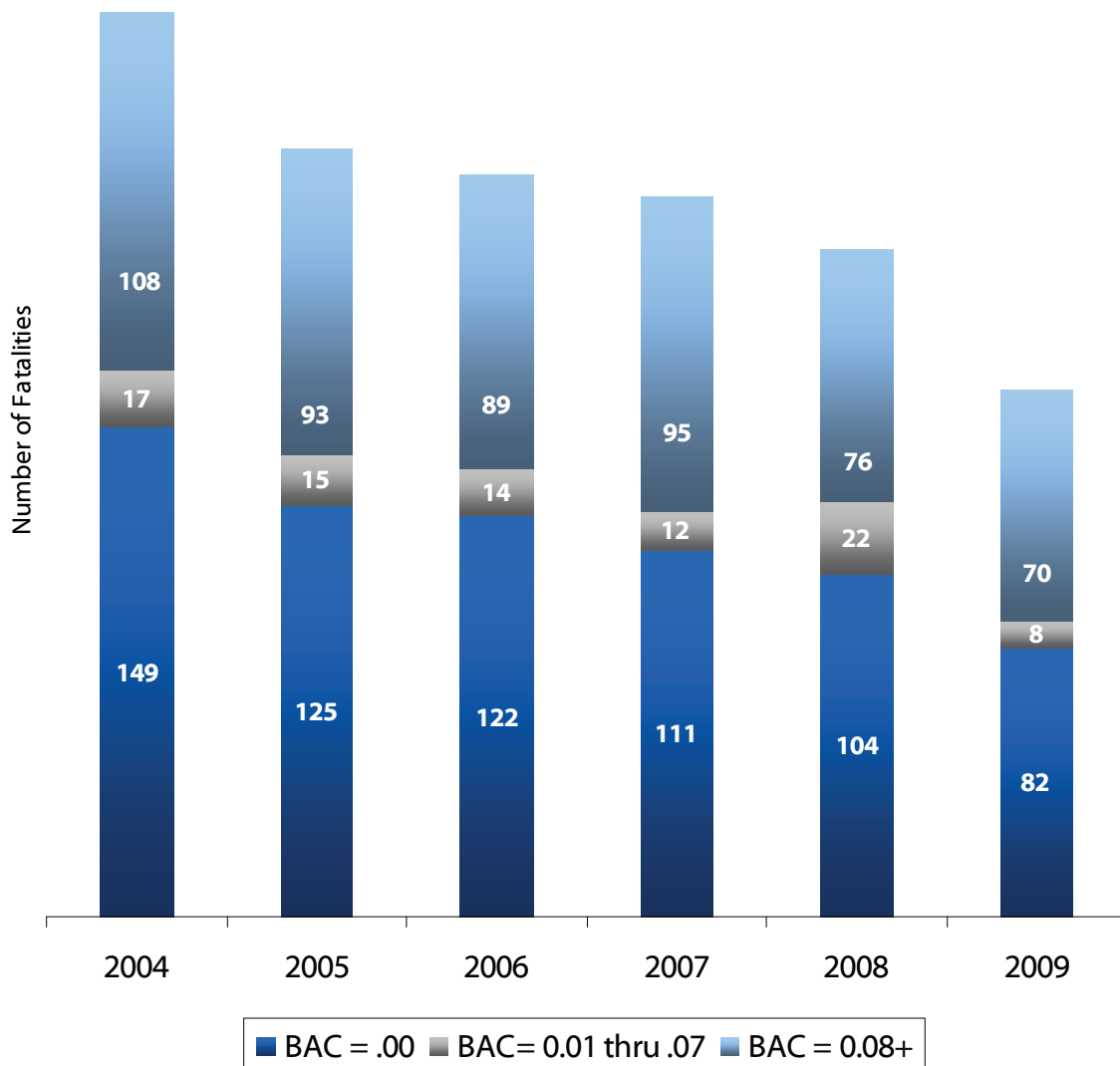
Source: Raw data from TB/HIV/STD Epidemiology and Surveillance, Texas Department of State Health Services



# Alcohol Related Motor Vehicle Fatalities

6

## Dallas County Traffic Fatalities by Highest Blood Alcohol Level




### Traffic Fatalities in Dallas County by Blood Alcohol Content (BAC) 2004-2009

Source: Fatality Analysis Reporting System (FARS) Encyclopedia. <http://www-fars.nhtsa.dot.gov>


# 7

## Adult Arrests for Alcohol & Drugs

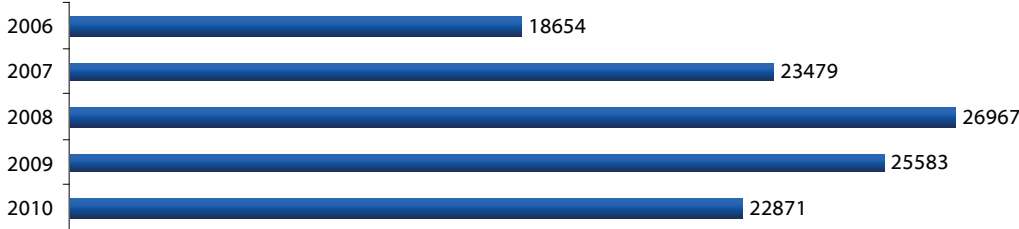
### DWI/DUI




### Liquor Violations



### Public Intoxication



### Drug Trafficking



### Drug Possession



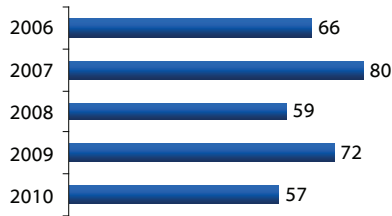
### Adult Arrests for Alcohol & Drugs in Dallas County

Source: Texas Department of State Health Services; Texas Department of Public Safety


# Juvenile Arrests for Alcohol & Drugs

8

## DWI/DUI




## Liquor Violations



## Public Intoxication



## Drug Trafficking



## Drug Possession



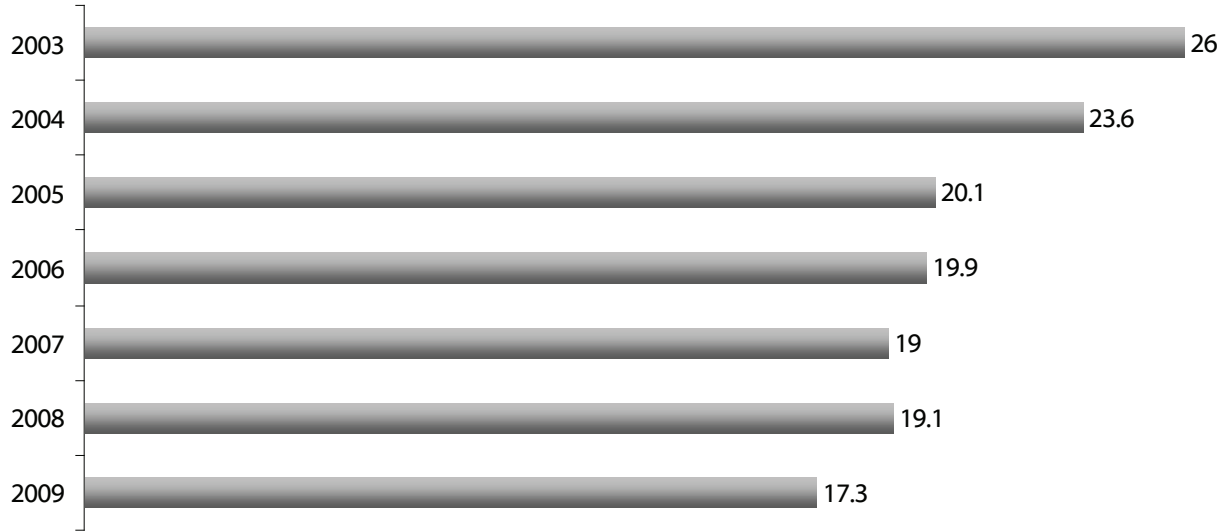
## Juvenile Arrests for Alcohol & Drugs in Dallas County

Source: Texas Department of State Health Services; Texas Department of Public Safety

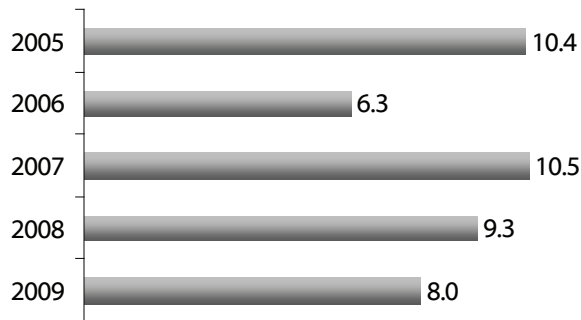
# 9

## Violent Crimes

Adult Arrest Rates for Violent Crimes per 10,000 Adults: Dallas County



Juvenile Arrest Rates for Violent Crimes per 10,000 Juveniles: Dallas County



The estimated population of Dallas County in 2009 was 2,429,276 according to the Texas State Data Center, University of Texas (San Antonio).

### Adult & Juvenile Arrests for Violent Crimes in Dallas County

**“Violent Crime” includes Murder, Robbery, Rape, and Aggravated Assault offenses.**

Source: Texas Department of Public Safety

# Incidents of Family Violence

10

Police Dept.	2006	2007	2008	2009	2010
Dallas	13,096	12,232	13,160	12,086	15,161
Addison	161	173	166	159	153
Balch Springs	213	298	326	329	312
Baylor Hlth Care Sys	1	10	9	4	3
Carrollton	472	444	401	350	424
Cedar Hill ISD	1	1	0	0	0
Cedar Hill	273	255	263	308	315
Cockrell Hill	28	39	42	44	45
Coppell	88	108	94	79	95
Dallas Co Hosp Dist	4	1	0	2	10
DeSoto	340	420	456	621	618
Duncanville	216	190	215	231	206
Farmers Branch	140	143	131	138	135
Garland	2,020	2,043	1,878	1,454	1,762
Glenn Heights	110	129	126	115	125
Grand Prairie	1,094	993	1,072	900	733
Highland Park	7	7	13	13	6
Hutchins	18	21	42	18	29
Irving	1,715	1,534	1,359	1,327	1,192
Lancaster	457	477	440	255	--
Mesquite	949	717	593	443	767
Mountain View College	0	0	0	0	0
Ovilla	11	14	11	10	4
Richardson	371	380	326	329	320
Richland College	0	0	0	0	0
Rowlett	410	340	315	367	300
Sachse	66	88	66	60	47
Seagoville	119	120	103	126	105
SMU	4	8	3	0	3
University Park	17	20	20	15	15
UT Dallas	3	1	7	6	6
UT Med School - Dallas	1	1	0	0	5
Wilmer	30	34	37	27	22
Dallas CO SO	53	53	51	43	45
<b>Dallas County</b>	<b>22,488</b>	<b>21,294</b>	<b>21,725</b>	<b>19,859</b>	<b>22,963</b>

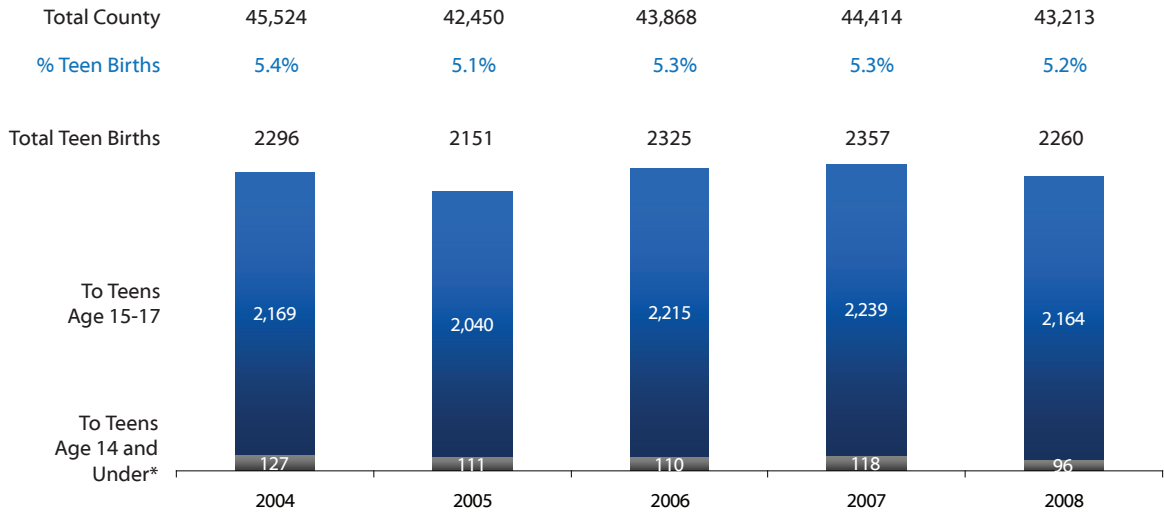
## Family Violence Incidents - Dallas County

Source: Texas Department of Public Safety - Texas Crime Reports

# 11

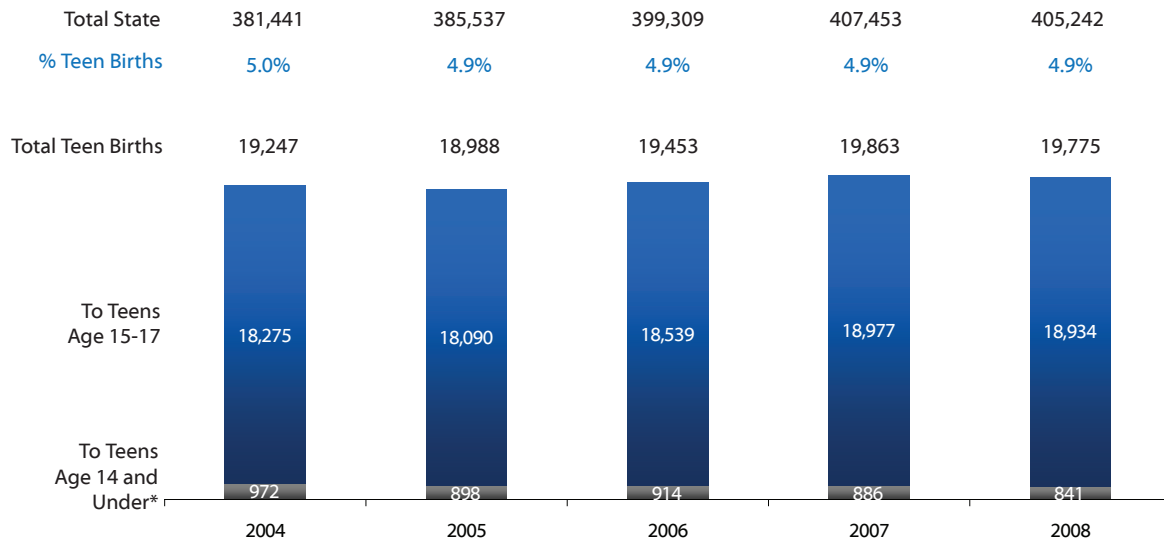
## Teen Mothers

### Dallas County Births



\*For 2004 this age group is categorized as ages 10-14

### Texas Births



\*For 2004 this age group is categorized as ages 10-14

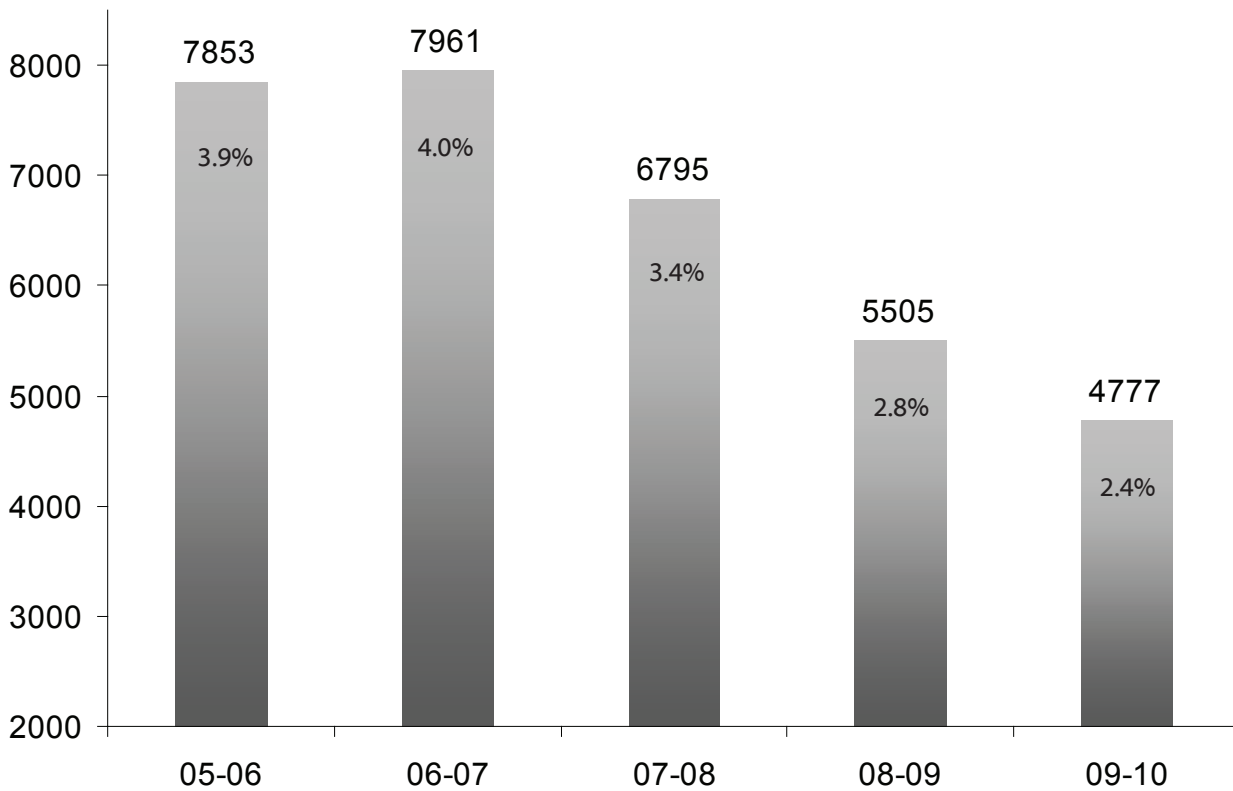
### Teen Pregnancies Resulting in Births in Dallas County v. Texas

Source: Texas Department of State Health Services

# School Dropouts

12

## Dallas County Public School Dropouts Grades 7-12



## Texas Dropout Rates

05-06	06-07	07-08	08-09	09-10
2.6%	2.7%	2.2%	2.0%	1.7%

## School Dropouts Grades 7-12 - Dallas County Public Schools

For additional information on dropout rates, please see *Secondary School Completion and Dropouts in Texas Public Schools, 2005-06* (TEA, 2007a)

[http://ritter.tea.state.tx.us/research/pdfs/dropcomp\\_county\\_supp\\_2005-06.pdf](http://ritter.tea.state.tx.us/research/pdfs/dropcomp_county_supp_2005-06.pdf)

Source: Texas Education Agency

**Juvenile Delinquency Incidents - Dallas County**

Texas Education Agency PEIMS Report

<b>Discipline Reason</b>	<b>Incidents 2005-2006</b>	<b>Incidents 2006-2007</b>	<b>Incidents 2007-2008</b>	<b>Incidents 2008-2009</b>	<b>Incidents 2009-2010</b>
Possession/Selling Controlled Substance	1,504	1,668	1,826	1,980	2,140
Felony Controlled Substance Violation	99	267	200	141	111
Possession - Alcoholic Beverage	151	165	166	156	183
Possession - Tobacco Products	373	423	374	438	450
Possession - Gun, Knife, or other Weapon	82	65	83	92	324
Assault of School Employee/Volunteer	462	467	194	217	185
Assault against someone other than School Employee/Volunteer	523	478	403	424	356
School Related Gang Violence	276	299	325	372	271

**Juvenile Delinquency Incidents - Dallas County**

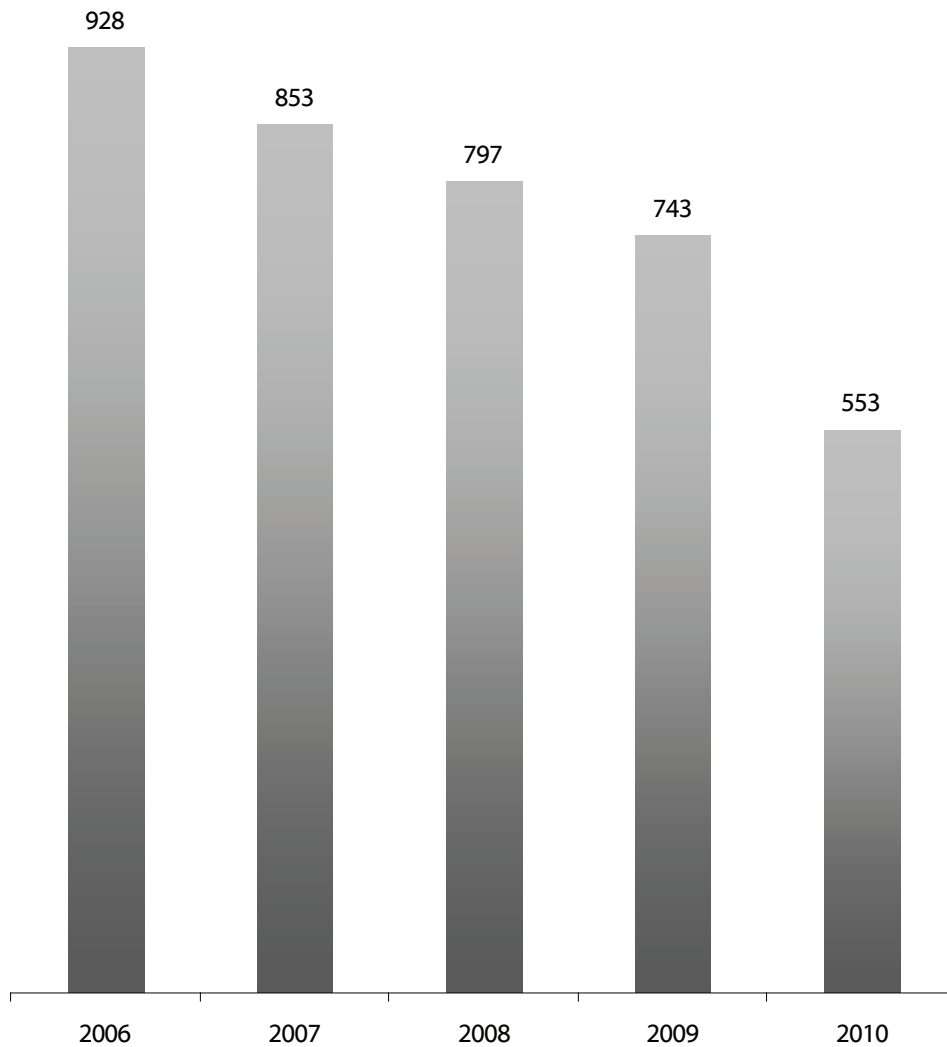
Source: Texas Education Agency PEIMS Report



# Juveniles on Probation for Drug Arrests

14

## Juveniles Referred To Probation for Drug Related Arrests - Dallas County



## Juvenile Referrals to Probation for Drug Arrests - Dallas County

Source: Texas Juvenile Probation Commission

### Alcohol and Other Drug Use Among High School Students in Dallas County

#### Past Use of Alcohol



#### Recent Use of Alcohol (Past 30 Days)




#### Drank 5 or More Drinks on One or More Occasions (Past 30 Days)



#### Past Use of Marijuana



#### Recent Use of Marijuana (Past 30 Days)



#### Past Use of Tobacco



### Drug Use - High School Students - Dallas County

Source: Centers for Disease Control & Prevention Youth Risk Behavior Surveillance System 2007-2011

# Drug Use - High School Students

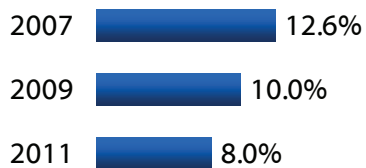
16

## Alcohol and Other Drug Use Among High School Students in Dallas County

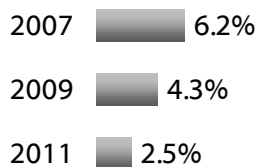
### Recent Use of Tobacco (Past 30 Days)



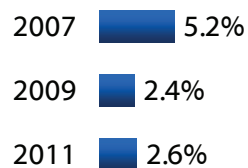
### Past Use of Cocaine



### Recent Use of Cocaine (Past 30 Days)



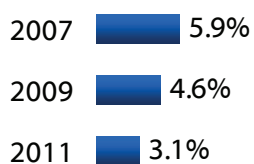
### Past Use of Heroin



### Past Use of Heroin Mixed with Nighttime Pain Reliever (Cheese Heroin)



### Past Use of Methamphetamines

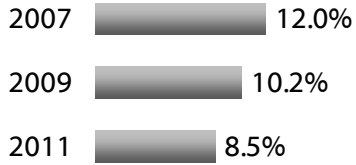


## Drug Use - High School Students - Dallas County

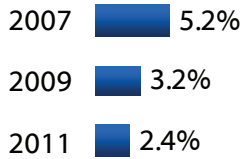
Source: Centers for Disease Control & Prevention Youth Risk Behavior Surveillance System 2007-2011

### Alcohol and Other Drug Use Among High School Students in Dallas County

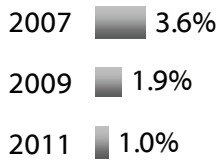
#### Past Use of Inhalants



#### Past Use of Steroids



#### Past Use of Illegal IV Drugs




#### Recent Use of Prescription Drugs With No Prescription from a Doctor (Past 30 Days)



#### Past Use of Prescription Drugs With No Prescription from a Doctor



#### Past Use of Ecstasy



#### Recent Use of Ecstasy (Past 30 Days)



### Drug Use - High School Students - Dallas County

Source: Centers for Disease Control & Prevention Youth Risk Behavior Surveillance System 2007-2011

# Drug Treatment Admissions

18

## Adult & Youth Admissions to Dallas County DSHS Funded Treatment Programs



## Primary Drug at Time of Adult Admission to DSHS Funded Facilities

	2005	2006	2007	2008	2009	2010
Alcohol	2602	2829	2611	2565	2542	1361
Heroin/Opiates	1969	1757	2298	2574	3063	1736
Cocaine (all forms)	2117	2151	2301	2197	2076	594
Amphetamines/ Methamphetamines	861	979	1045	843	937	524
Marijuana/Hashish	765	879	1174	1303	1605	441
PCP	35	26	48	93	110	---
Other (Barbituates, Inhalants, Ecstasy, etc.)	143	115	139	182	363	---
Polysubstance	---	---	---	---	---	726

\*Polysubstance is multiple drug dependence with no primary

## Primary Drug at Time of Adolescent Admission to DSHS Funded Facilities

	2005	2006	2007	2008	2009	2010
Marijuana/Hashish	347	293	563	729	897	275
Cocaine (all forms)	41	38	55	41	59	13
Heroin/Opiates	37	69	269	254	226	24
Amphetamines/ Methamphetamines	25	24	12	8	8	1
Alcohol	23	24	45	55	32	16
Other (Barbituates, Inhalants, Ecstasy, etc.)	25	25	37	42	45	4
Polysubstance	---	---	---	---	---	71

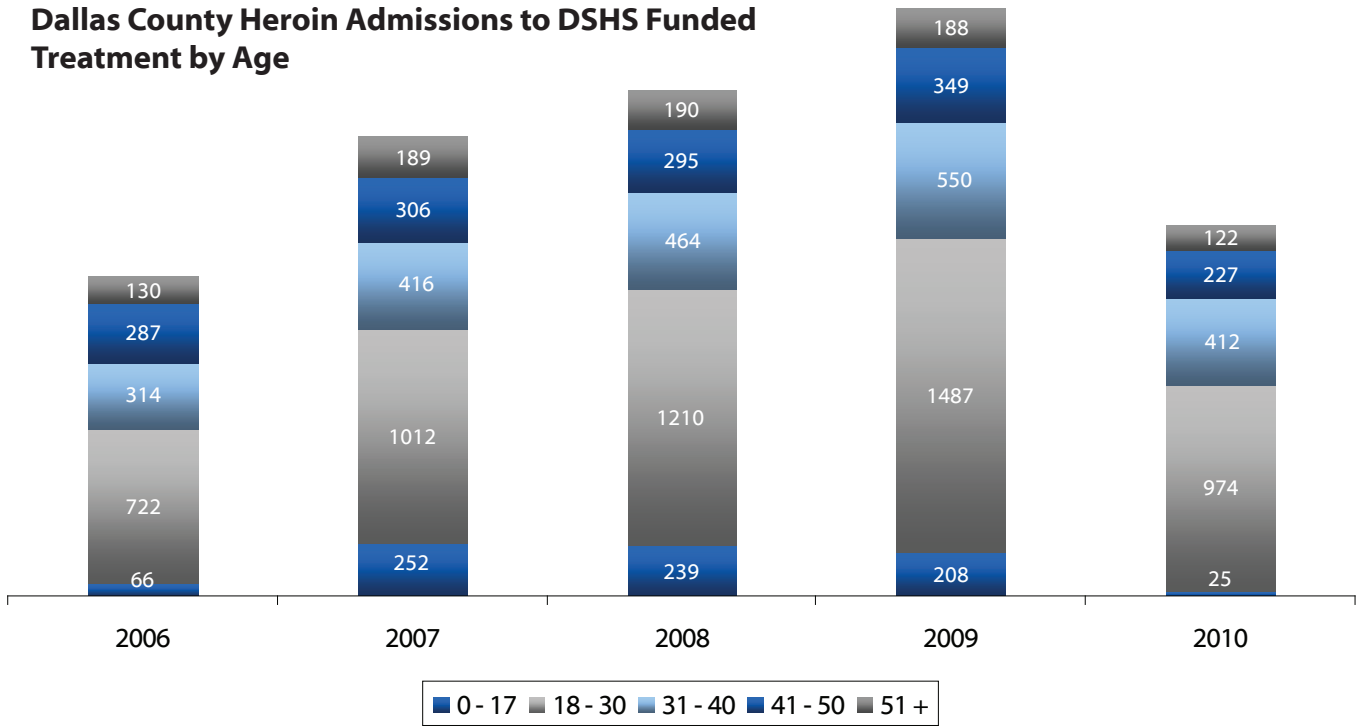
\*Polysubstance is multiple drug dependence with no primary

## Drug Treatment Admissions - Dallas County

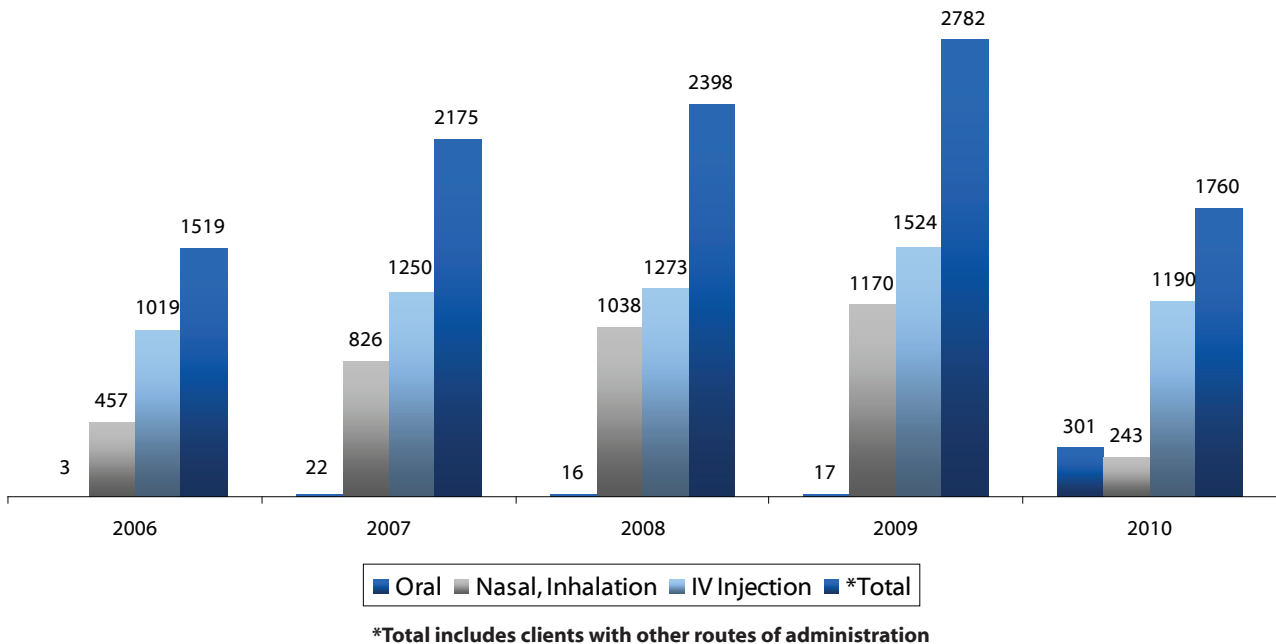
Source: Texas Department of State Health Services

## Heroin Treatment Admissions

**Dallas County Heroin Admissions to DSHS Funded Treatment by Age**



**Dallas County Heroin Admissions to DSHS Funded Treatment by Route of Administration**



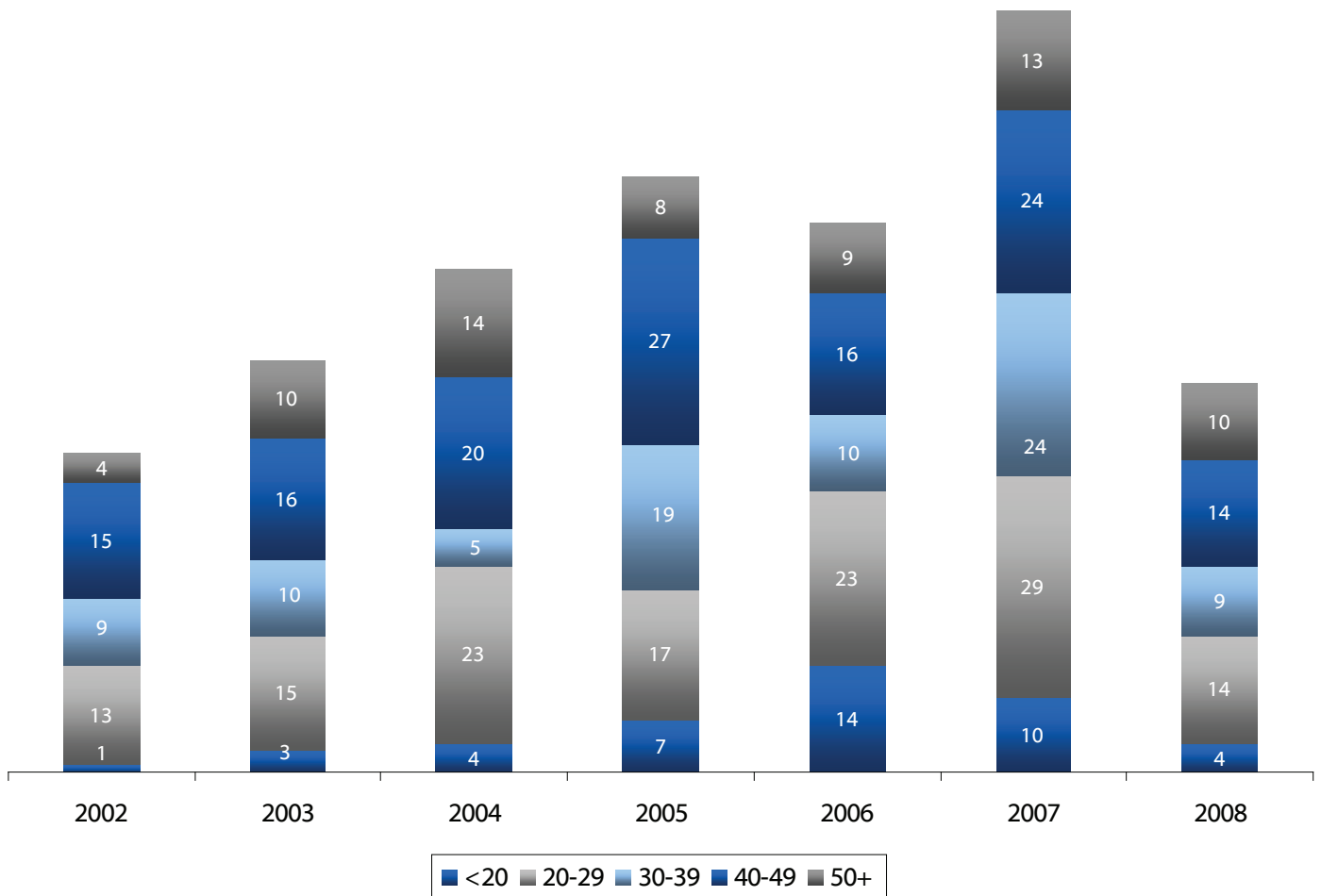
### Drug Treatment Admissions - Dallas County

Source: Texas Department of State Health Services

# Heroin Deaths & Poison Center Calls



Persons Dying With a Mention of Heroin in Dallas County 2002-2008



Number of Heroin Exposures Reported to the Texas Poison Center Network from Dallas County



## Heroin Deaths in Dallas County & Heroin Related Poison Control Calls

Sources: University of Texas at Austin, Center for Social Work Research; Texas Poison Center Network; Texas Department of State Health Services

**Information and Referral**

The Council on Alcohol & Drug Abuse  
214-522-8600  
[www.dallascouncil.org](http://www.dallascouncil.org)

**Juvenile/Adolescent Resources**

AI – Anon – Dallas Area  
214-363-0416  
[www.dallasal-anon.org](http://www.dallasal-anon.org)

Above the Influence  
[www.abovetheinfluence.com](http://www.abovetheinfluence.com)

The Cool Spot  
[www.thecoolspot.gov](http://www.thecoolspot.gov)

The Partnership at DrugFree.org  
[www.drugfree.org](http://www.drugfree.org)

The Partnership for a Drug Free Texas  
[www.drugfreetexas.org](http://www.drugfreetexas.org)

Campaign for Tobacco-Free Kids  
[www.tobaccofreekids.org](http://www.tobaccofreekids.org)

**Juvenile/Adolescent Treatment**

Holmes Street (Males Only)  
214-421-7580  
[www.holmesstreet.org](http://www.holmesstreet.org)

Nexus Recovery Center (Females Only)  
214-321-0156  
[www.nexusrecovery.org](http://www.nexusrecovery.org)

Phoenix House  
214-999-1044 ext. 3156  
[www.phoenixhouse.org](http://www.phoenixhouse.org)

Right Step  
1-877-627-4389  
[www.rightstep.com](http://www.rightstep.com)

Shoreline  
1-800-628-3265  
[www.chemicaldependency.com](http://www.chemicaldependency.com)

Starlite Recovery Center  
1-866-220-1626  
[www.starliterecovery.com](http://www.starliterecovery.com)

Summer Sky  
1-888-857-8857  
[www.summersky.us](http://www.summersky.us)

Sundown Ranch  
1-903-479-3933  
[www.sundownranchinc.com](http://www.sundownranchinc.com)

**Adult Treatment**

Contact for Referrals  
The Council on Alcohol and Drug Abuse  
214-522-8600  
[www.dallascouncil.org](http://www.dallascouncil.org)

**Local Community Coalitions**

Coalition on Mental Illness  
Mental Health America  
214-871-2420  
[www.mhadallas.org](http://www.mhadallas.org)

Dallas Area Drug Prevention Partnership (DADPP)  
Natalie Buxton  
214-522-8600 ext. 228  
[www.drugfreedallas.org](http://www.drugfreedallas.org)  
[www.facebook.com/DADPP](http://www.facebook.com/DADPP)  
[www.twitter.com/drugfreedallas](http://www.twitter.com/drugfreedallas)

DWI Task Force  
Linda Baker  
214-339-8381  
[www.dwitaskforce.org](http://www.dwitaskforce.org)



# Resources

22

## Tobacco-Free North Texas (TNT)

Adam Philyaw  
214-522-8600 ext. 238  
[www.tobaccofreentx.com](http://www.tobaccofreentx.com)  
[www.facebook.com/tobaccofreentx](https://www.facebook.com/tobaccofreentx)  
[www.twitter.com/tobaccofreentx](https://www.twitter.com/tobaccofreentx)

## Texas Alliance for Drug Endangered Children

Justin Mazzeo  
214-522-8600 ext. 256  
[www.texasdec.org](http://www.texasdec.org)

## Texans Standing Tall

Nicole Holt  
512-442-7501  
[www.texansstandingtall.org](http://www.texansstandingtall.org)

## Texas Substance Abuse Prevention Coalition

John Dornheim  
[john.dornheim@hcahealthcare.com](mailto:john.dornheim@hcahealthcare.com)

## Adult and Parent Resources

Alcoholics Anonymous  
214-887-6699  
[www.aadallas.org](http://www.aadallas.org)

Narcotics Anonymous  
972-699-9306  
[www.dallasareana.org](http://www.dallasareana.org)

The Partnership at DrugFree.org  
[www.drugfree.org](http://www.drugfree.org)

The Partnership for a Drug Free Texas  
[www.drugfreetexas.org](http://www.drugfreetexas.org)

Time to Talk  
[www.timetotalk.org](http://www.timetotalk.org)

Parents. The Anti-Drug  
[www.theantidrug.com](http://www.theantidrug.com)

## Other Resources

The Council on Alcohol & Drug Abuse  
214-522-8600  
[www.dallascouncil.org](http://www.dallascouncil.org)

Community Anti-Drug Coalitions of America  
[www.cadca.org](http://www.cadca.org)

Mothers Against Drunk Driving (MADD)  
[www.madd.org/local-offices/tx/north-texas/](http://www.madd.org/local-offices/tx/north-texas/)

National Institute on Drug Abuse  
[www.nida.nih.gov](http://www.nida.nih.gov)

Office of National Drug Control Policy  
[www.whitehousedrugpolicy.gov](http://www.whitehousedrugpolicy.gov)

Prevention Resource Center-Region 3  
[www.prc3.org](http://www.prc3.org)

Substance Abuse and Mental Health Services Administration (SAMHSA)  
[www.samhsa.gov](http://www.samhsa.gov)

Substance Abuse and Mental Health Services Administration (SAMHSA) - National Clearinghouse for Alcohol and Drug Information  
[www.health.org](http://www.health.org)

Texas Department of State Health Services  
[www.dshs.state.tx.us](http://www.dshs.state.tx.us)

## Tobacco Cessation

[www.surgeongeneral.gov/tobacco](http://www.surgeongeneral.gov/tobacco)  
[www.tobacco-cessation.org](http://www.tobacco-cessation.org)  
[www.cancer.gov/cancertopics/factsheet/Tobacco/cessation](http://www.cancer.gov/cancertopics/factsheet/Tobacco/cessation)  
[www.yesquit.org](http://www.yesquit.org)  
[teen.smokefree.gov](http://teen.smokefree.gov)  
[www.ffsonline.org/](http://www.ffsonline.org/)

## **Acknowledgements**

*We extend our appreciation to the following organizations for their assistance in collecting data for this index.*

**Centers for Disease Control and Prevention**

**Dallas Independent School District**

**Fatality Analysis Reporting System (FARS)**

**Texas Department of Education**  
Information Analysis Division

**Texas Department of Family and Protective Services**

**Texas Department of State Health Services**  
Center of Health Statistics  
TB/HIV/STD Epidemiology and Surveillance  
Mental Health and Substance Abuse Division  
Texas Poison Center Network

**Texas Department of Public Safety**  
Uniform Crime Reporting

**Texas Juvenile Probation Commission**

**University of Texas at Austin, Center for Social Work Research**

 **DADPP** Dallas Area Drug  
Prevention Partnership  
[www.drugfreedallas.org](http://www.drugfreedallas.org)

**the council**  
ON ALCOHOL & DRUG ABUSE  
[www.dallascouncil.org](http://www.dallascouncil.org)

## **Change Log and Notes from 2010 Index**

*In addition to adding the most recent data, the following changes or corrections were made when the index was updated for 2011.*

### **P5 - Sexually Transmitted Diseases**

The 2010 Index numbers for syphilis for all years reported have been replaced with the correct numbers for Dallas County.

### **P9 - Dallas County Estimated Population**

In the 2010 Index, the population number listed was the estimated adult population of Dallas County in 2008.

### **P18 - Primary Drugs at Time of Admission (Adult and Juvenile)**

With the change of DSHS reporting systems from BHIPS to CMBHS, the categorization of drugs has been changed. Major changes of note: all types of cocaine are now listed as Cocaine, heroin and other synthetics opiates are all combined under Heroin/Opiates, and a new classification call Polysubstance has been added which refers to admissions with multiple drug dependencies with no primary.

Also due to the change in reporting systems for admissions, the number of admissions appears to have decreased. This is due to a change in the way admitants are tracked in the new system throughout the year.