

Dallas County 2015 Drug Impact Index



*Creating a community that is informed,
engaged, and empowered to
prevent youth drug use*



the council
ON ALCOHOL & DRUG ABUSE

Dallas County Drug Impact Index

Even beyond the often devastating consequences for the individuals involved, substance abuse disorders cost the economy over \$700 billion annually in costs related to crime, lost work productivity and health care. Finding ways to reduce these negative effects is clearly a worthy goal. (National Institute on Drug Abuse, 2014)

The Dallas County Drug Impact Index profiles local substance abuse trends as early as 2002 and continuing through the most recent available data. It relies on archival data collected at the local level. In addition to specific drug abuse trends, the index contains information about issues that are directly and indirectly related to substance use and abuse, such as HIV/AIDS, sexually-transmitted diseases, crime, family violence, school dropouts, teen mothers, and substance abuse treatment.

This project issues a “call to action,” asking our communities to act now and work to reduce the incidence and impact of alcohol and other drug abuse.

The Dallas County Drug Impact Index was developed by The Council on Alcohol & Drug Abuse and the Dallas Area Drug Prevention Partnership, with support from the Substance Abuse and Mental Health Services Administration, Drug Free Communities Support Program.

Dallas Area Drug Prevention Partnership

The Dallas Area Drug Prevention Partnership (DADPP) was established in 2007 to address growing concern about heroin overdose deaths among our communities’ youth. Since then, it has expanded its mission and is dedicated to reducing the incidence and impact of all drugs in the greater Dallas area. The Partnership represents a collaborative effort that is based on the simple premise that local people are in the best position to solve specific local problems and change is most likely to occur when the process engages many sectors of a community in a cooperative approach.

The coalition is made up of concerned citizens, law enforcement personnel, educators, substance abuse prevention and treatment professionals, health care providers, government officials, faith-based organizations, youth, and other area coalitions targeting youth. Together they facilitate accurate data collection, educate youth, parents and the community, promote healthy media messages, and conduct community outreach.

The Dallas Area Drug Prevention Partnership implements environmental strategies that are aimed at population-level change and seek to (1) limit youth access to substances (2) change the culture and contexts within which decisions about substance use are made, and (3) reduce the prevalence of negative consequences associated with substance use. These environmental strategies create community-wide change by challenging perceptions and increasing substance abuse awareness.

Dallas Area Drug Prevention Partnership
www.drugfreedallas.org

The Council on Alcohol & Drug Abuse
www.dallascouncil.org

Dallas County Drug Impact Index - 2015

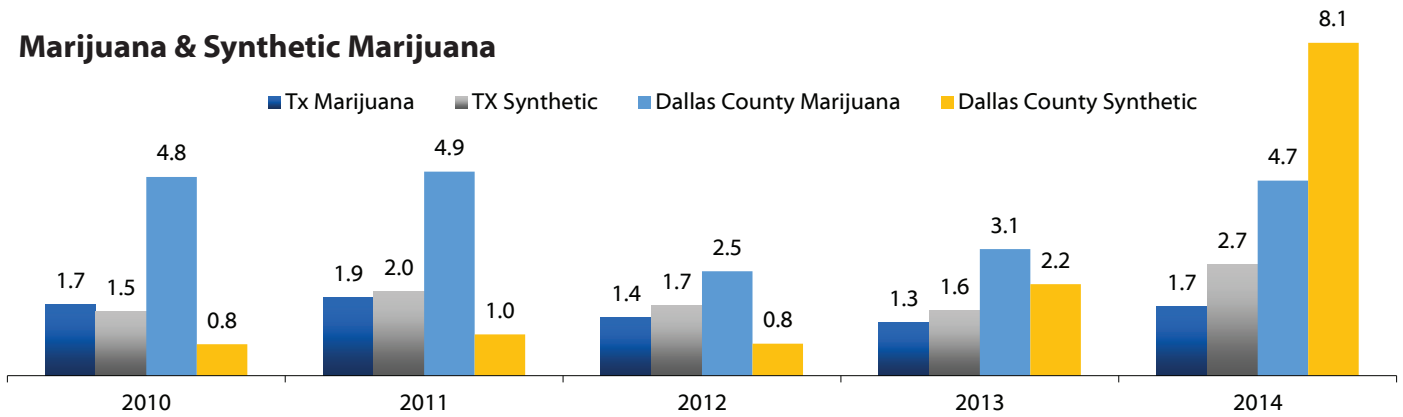
1	Poison Center Calls
2-3	HIV / AIDS
4	Sexually Transmitted Diseases
5	Alcohol Related Motor Vehicle Fatalities
6-7	Juvenile Arrests for Alcohol & Drugs
8-9	Adult Arrests for Alcohol & Drugs
10	Violent Crime
11	Incidents of Family Violence
12	Teen Mothers
13	School Dropouts
14	Drug Treatment Admissions
15	Heroin Treatment Admissions
16	Heroin Deaths
17	Juvenile Delinquency
18-19	Resources

1

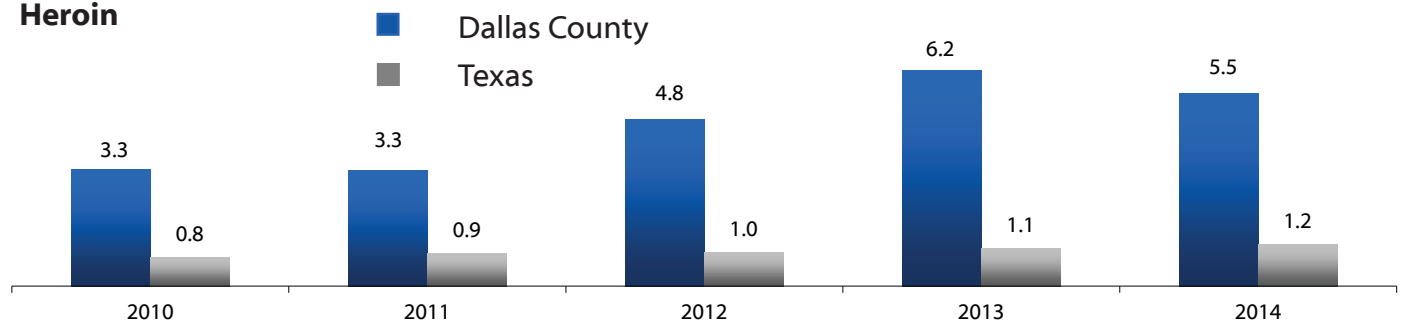
Poison Center Call Rates

Call Rates to Poison Control in Dallas County per 100,000 Residents

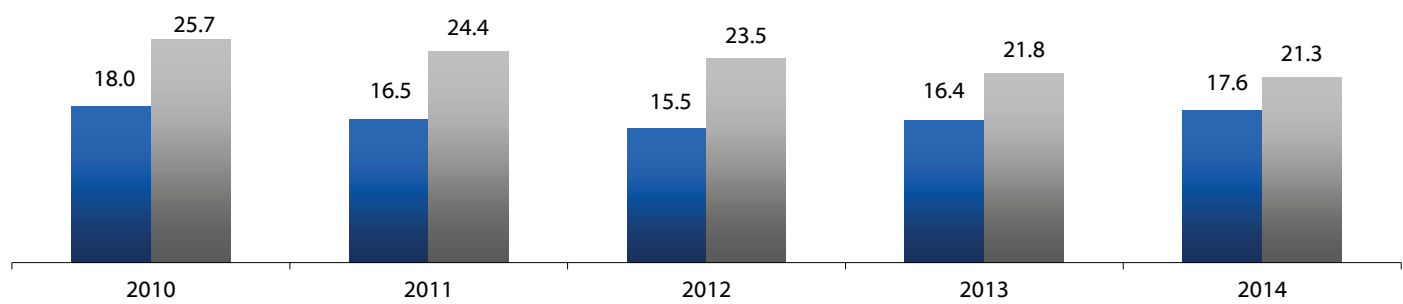
Marijuana & Synthetic Marijuana



Heroin



Benzodiazepines



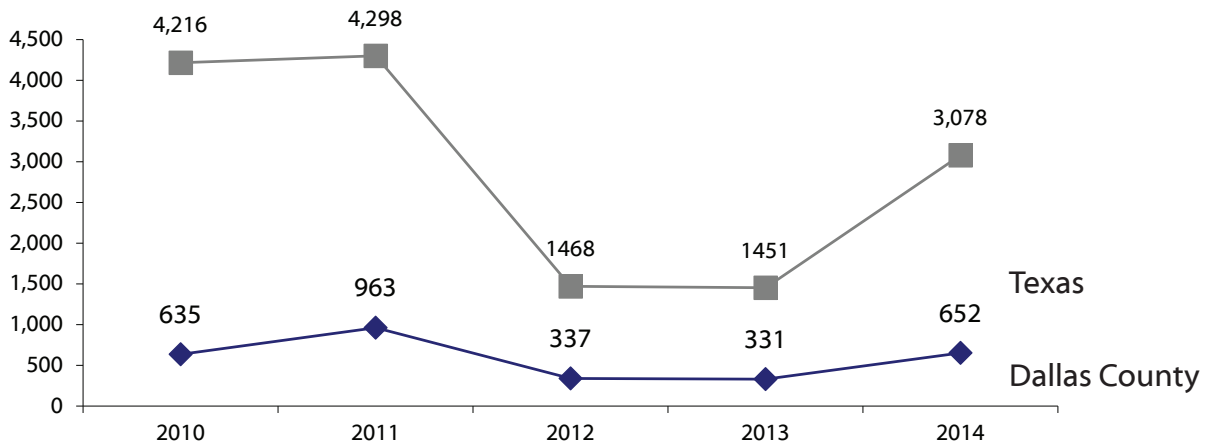
Calls To Poison Control

Source: Texas Poison Center Network

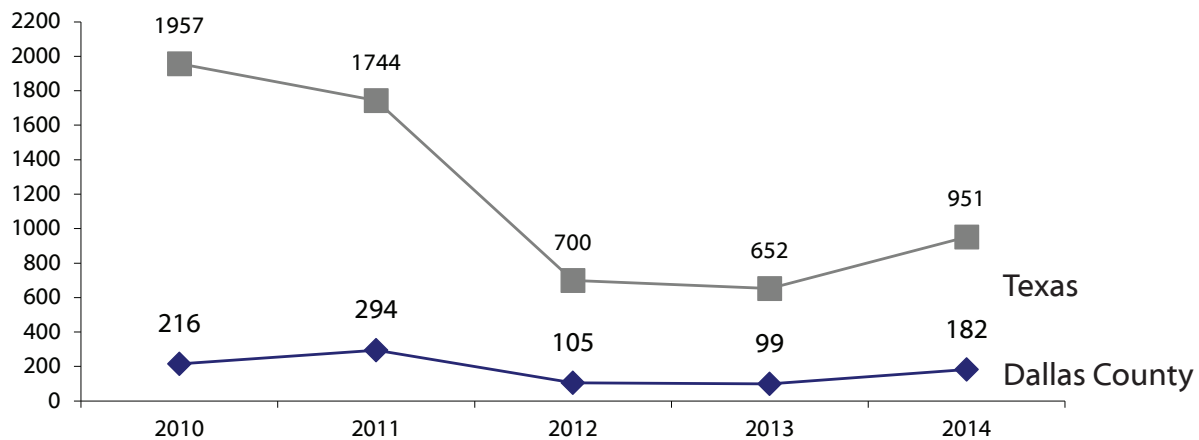
New HIV/AIDS Diagnoses by Mode of Exposure

2

Mode of Exposure: Homosexual



Mode of Exposure: Heterosexual



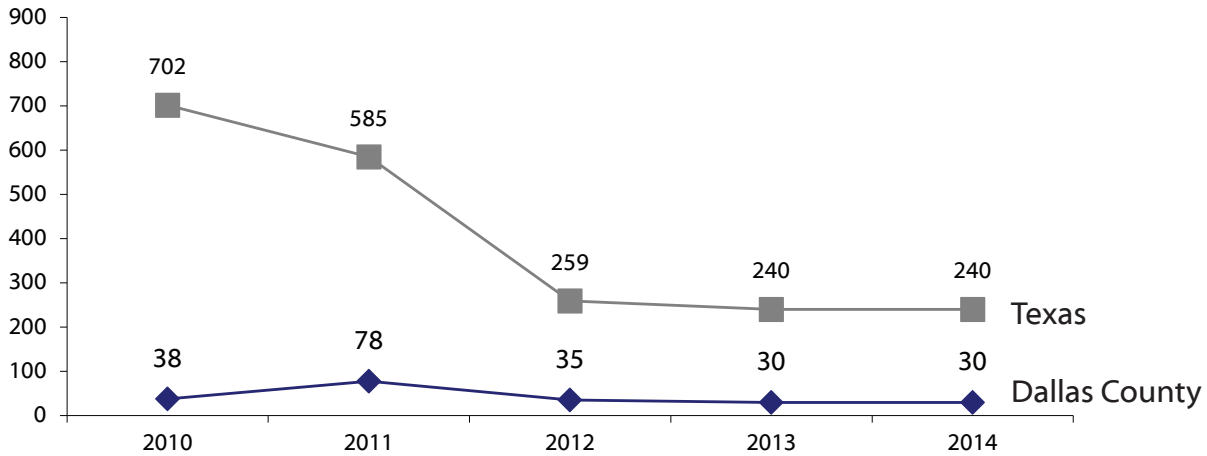
New HIV/AIDS Diagnoses by Mode of Exposure - Dallas County & Texas

Source: Raw data from TB/HIV/STD Epidemiology and Surveillance, Texas Department of State Health Services

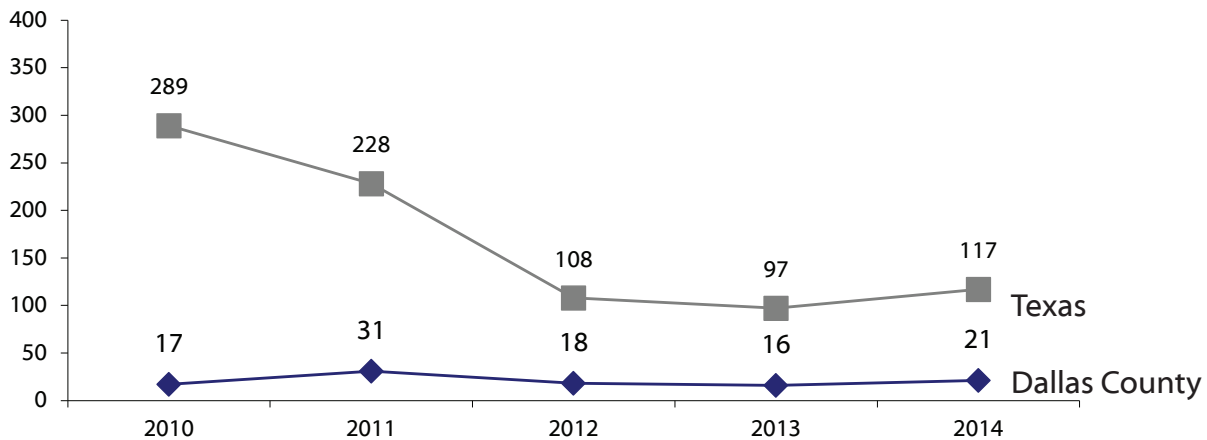
3

New HIV/AIDS Diagnoses by Mode of Exposure

Mode of Exposure: Injection Drug Use (IDU)



Mode of Exposure: Homosexual & IDU



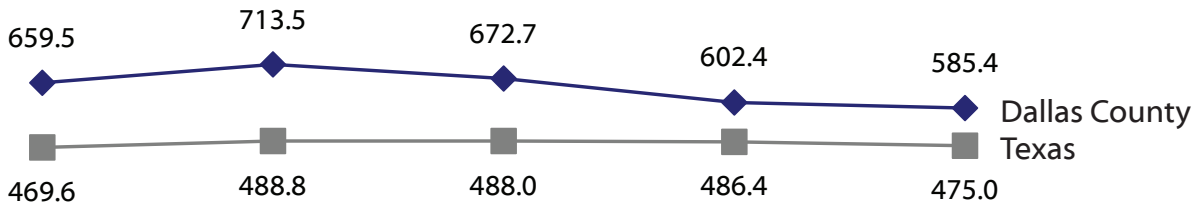
New HIV/AIDS Diagnoses by Mode of Exposure - Dallas County & Texas

Source: Raw data from TB/HIV/STD Epidemiology and Surveillance, Texas Department of State Health Services

Sexually Transmitted Diseases

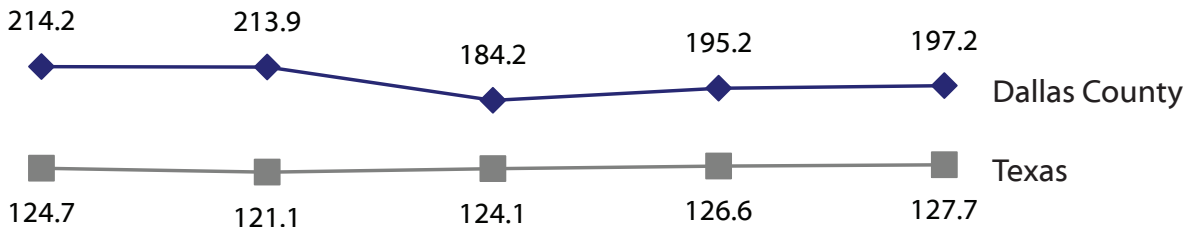
4

Chlamydia Rates per 100,000 Residents



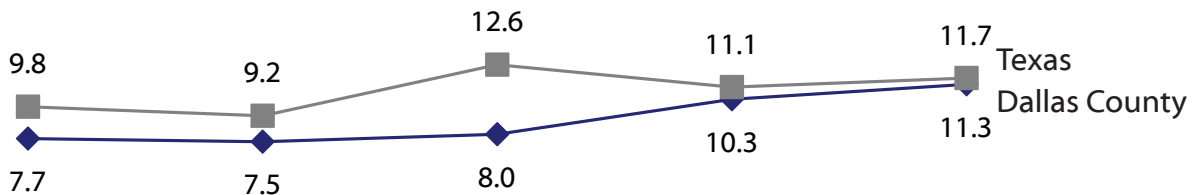
2010 2011 2012 2013 2014

Gonorrhea Rates per 100,000 Residents



2010 2011 2012 2013 2014

Primary & Secondary Syphilis Rates per 100,000 Residents



2010 2011 2012 2013 2014

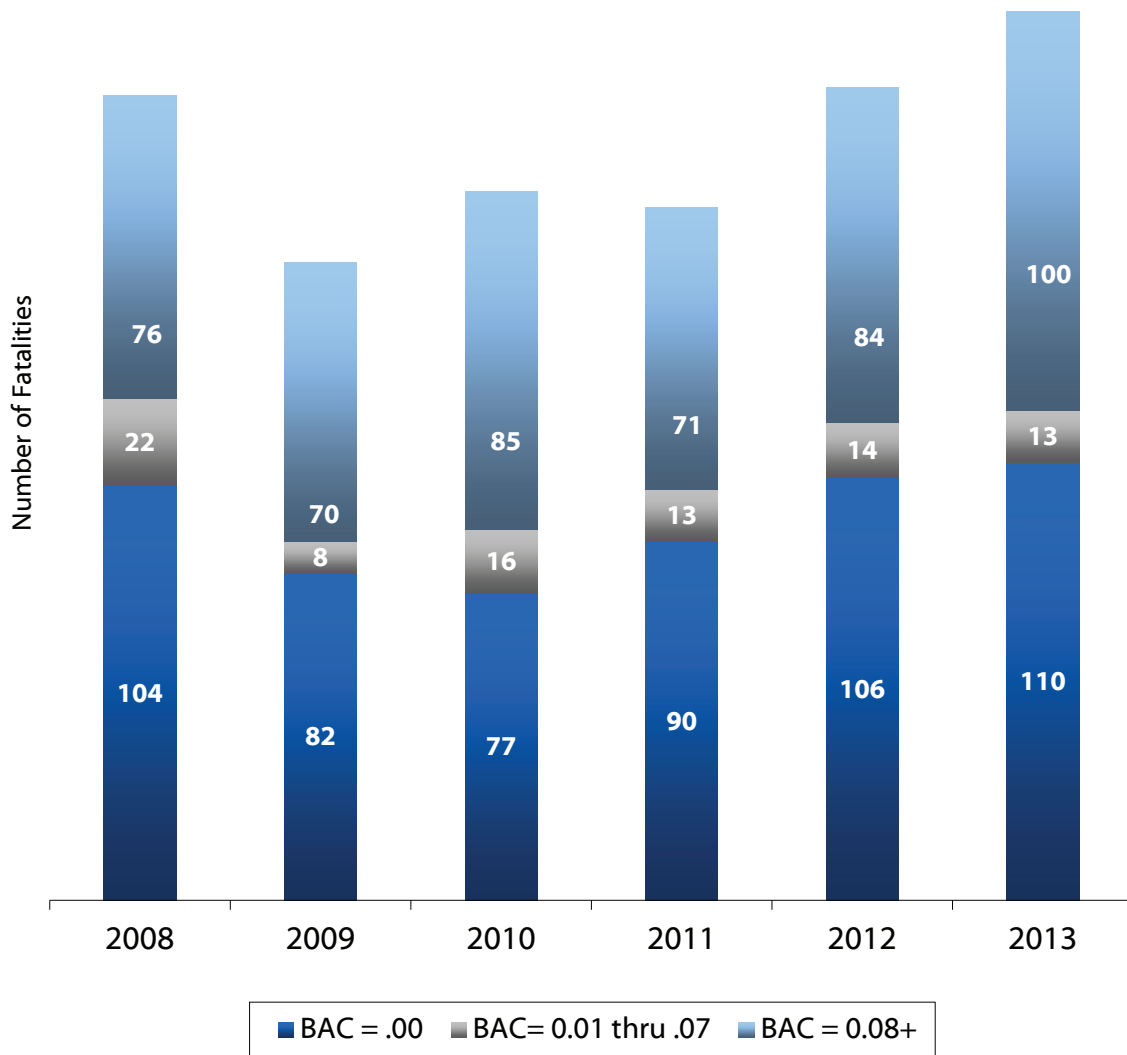
Sexually Transmitted Disease Rates by Year of Diagnoses- Dallas County & Texas

Source: Texas STD Surveillance Report 2014, Texas Department of State Health Services. <https://www.dshs.state.tx.us/hivstd/reports/>

5

Alcohol Related Motor Vehicle Fatalities

**Traffic Fatalities in Dallas County
by Blood Alcohol Content**



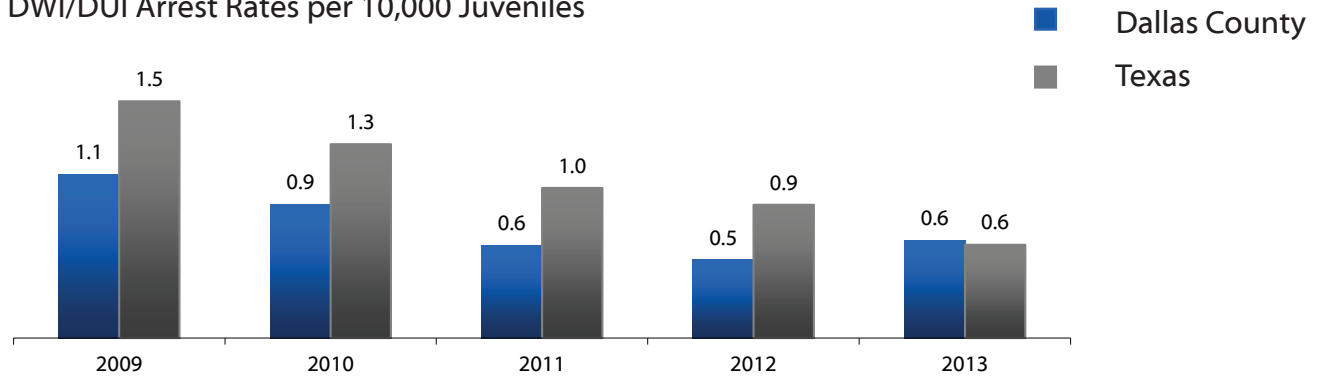
Traffic Fatalities in Dallas County by Blood Alcohol Content (BAC) 2008-2013

Source: Fatality Analysis Reporting System (FARS) Encyclopedia. <http://www-fars.nhtsa.dot.gov>

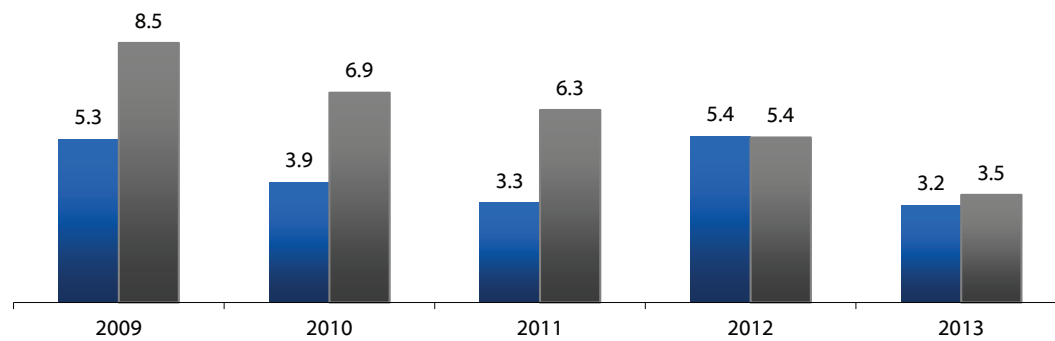
Juvenile Arrest Rates for Alcohol

6

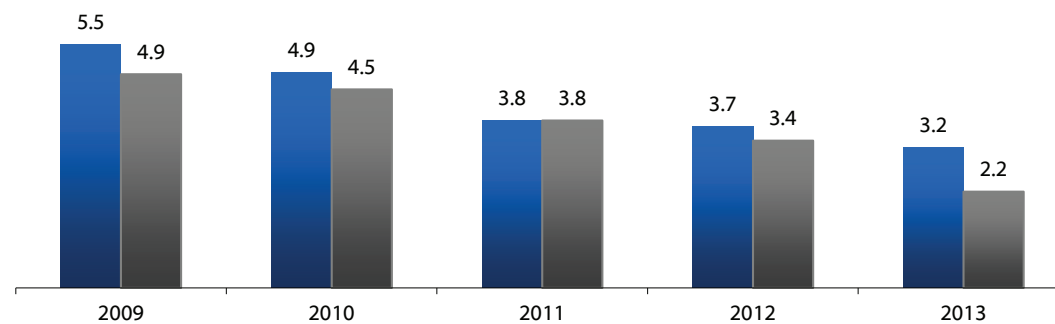
DWI/DUI Arrest Rates per 10,000 Juveniles



Liquor Violations Arrest Rates per 10,000 Juveniles



Public Intoxication Arrest Rates per 10,000 Juveniles



Juvenile Arrest Rates for Alcohol per 10,000 Juveniles in Dallas County & Texas

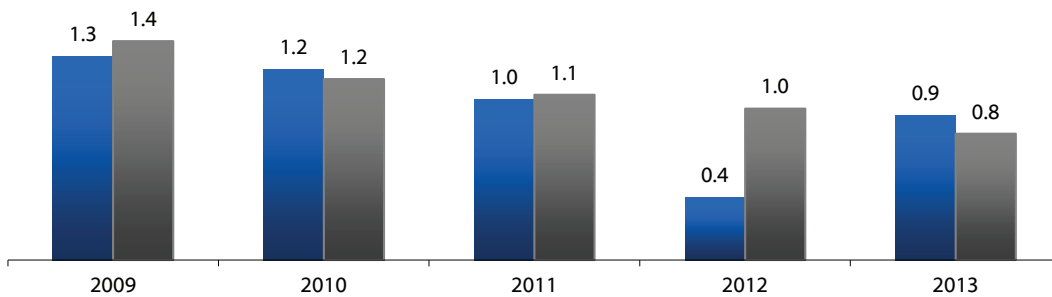
Source: Texas Department of State Health Services; Texas Department of Public Safety (2008-2011; 2013) & The Federal Bureau of Investigation (2012)

7

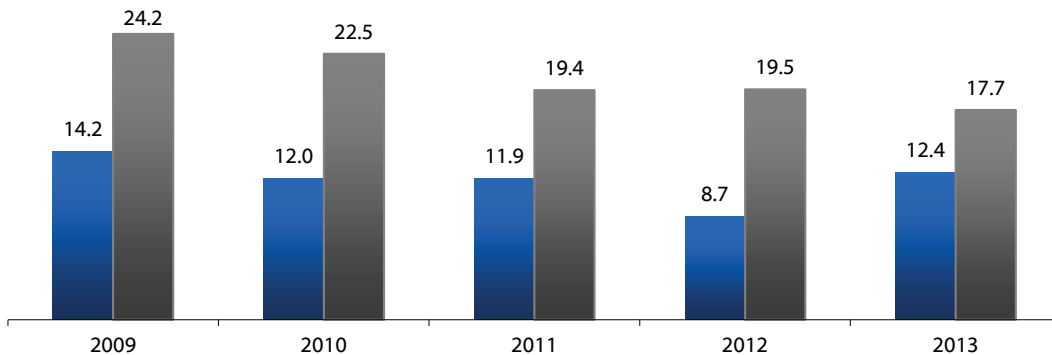
Juvenile Arrest Rates for Drugs

■ Dallas County
■ Texas

Drug Trafficking Arrest Rates per 10,000 Juveniles



Drug Possession Arrest Rates per 10,000 Juveniles



Juvenile Arrest Rates for Drugs in Dallas County & Texas

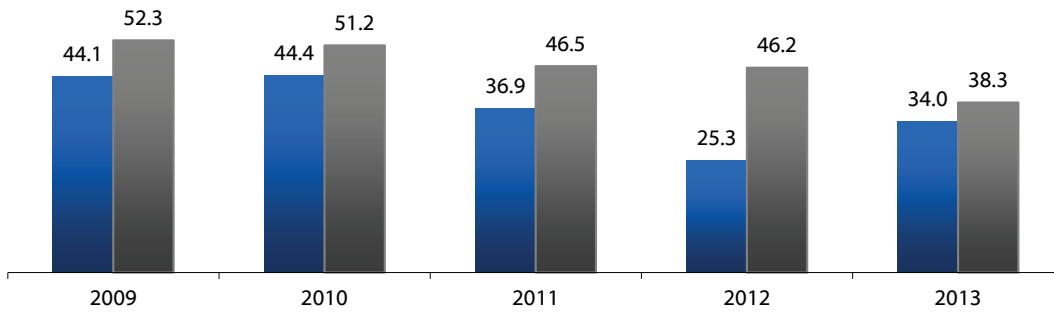
Source: Texas Department of State Health Services; Texas Department of Public Safety (2008-2011;2013) & The Federal Bureau of Investigation (2012)

Adult Arrest Rates for Alcohol

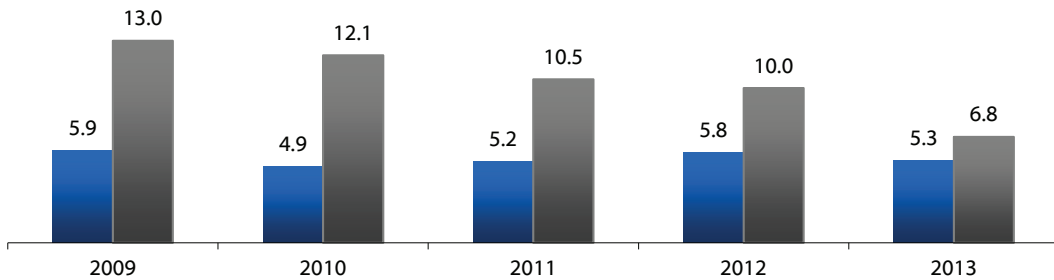
8

DWI/DUI Arrest Rates per 10,000 Adults

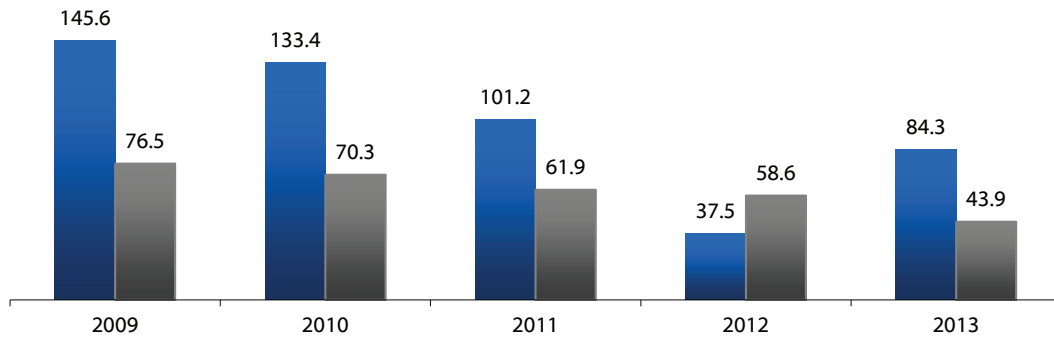
Dallas County
Texas



Liquor Violations Arrest Rates per 10,000 Adults



Public Intoxication Arrest Rates per 10,000 Adults



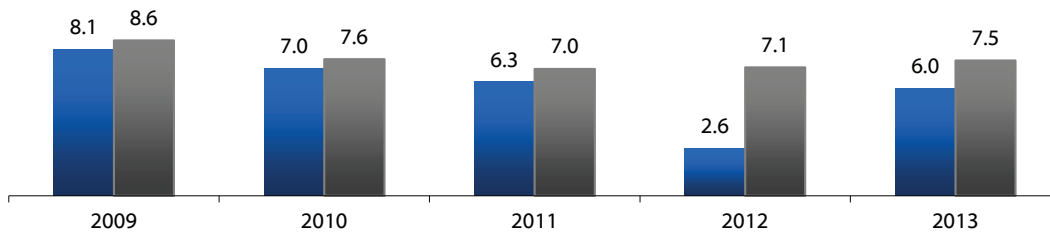
Adult Arrests for Alcohol per 10,000 Adults in Dallas County & Texas

Source: Texas Department of State Health Services; Texas Department of Public Safety (2008-2011;2013) & The Federal Bureau of Investigation (2012)

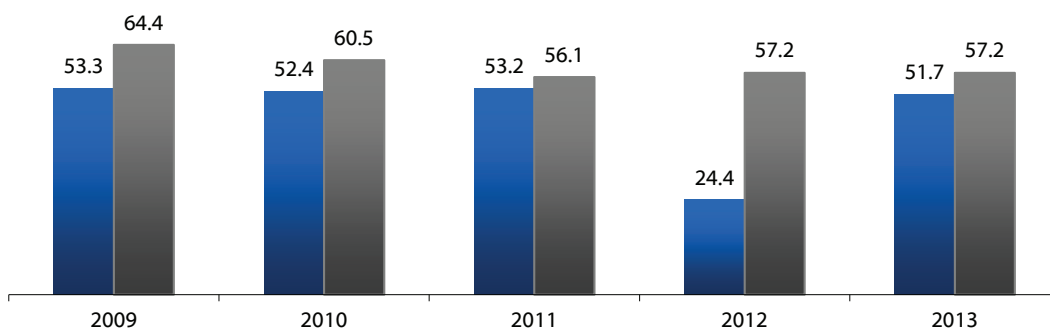
Adult Arrest Rates for Drugs

■ Dallas County
■ Texas

Drug Trafficking Arrest Rates per 10,000 Adults



Drug Possession Arrest Rates per 10,000 Adults



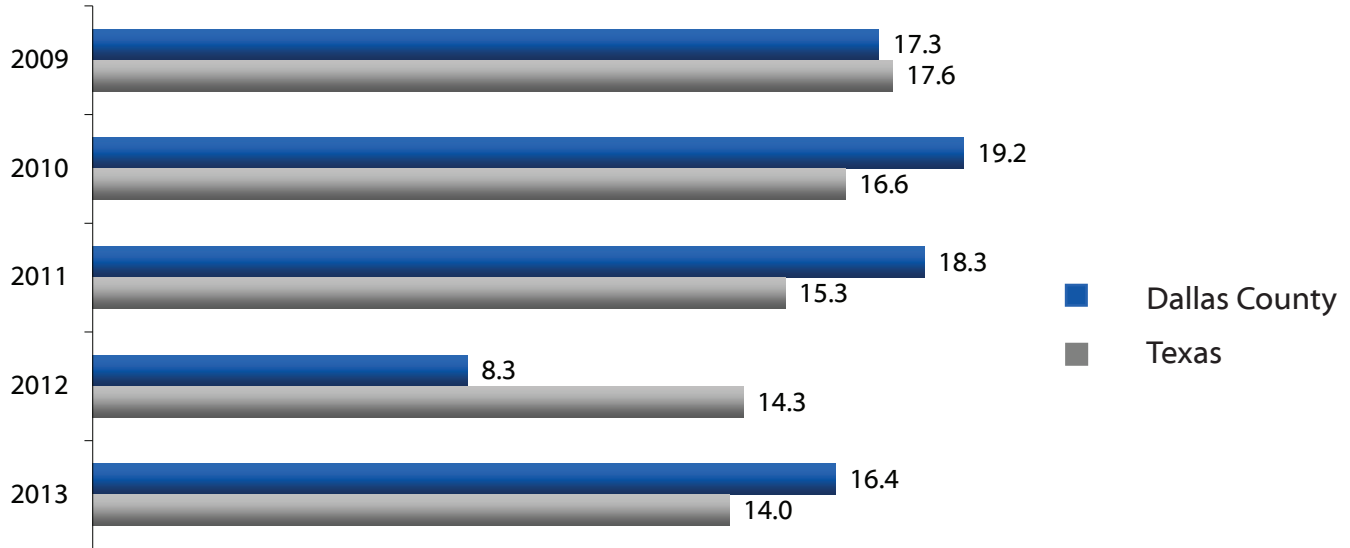
Adult Arrests for Drugs per 10,000 Adults in Dallas County & Texas

Source: Texas Department of State Health Services; Texas Department of Public Safety (2008-2011;2013) & The Federal Bureau of Investigation (2012)

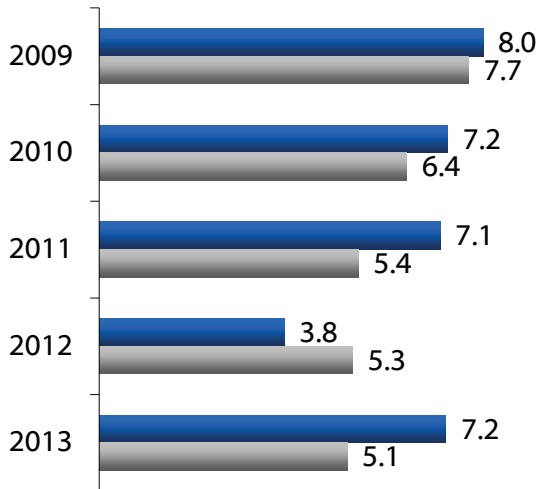
Violent Crimes

10

Adult Arrest Rates for Violent Crimes per 10,000 Adults: Dallas County & Texas



Juvenile Arrest Rates for Violent Crimes per 10,000 Juveniles: Dallas County & Texas



The estimated population of Dallas County in 2013 was 2,480,331, approximately 9.4% of the Texas population, according to the United States Census Bureau.

Adult & Juvenile Arrests for Violent Crimes in Dallas County & Texas

"Violent Crime" includes Murder, Robbery, Rape, and Aggravated Assault offenses.

Source: Texas Department of Public Safety(2008-2011;2013) & The Federal Bureau of Investigation (2012)

11

Incidents of Family Violence

Police Dept.	2009	2010	2011	2012	2013
Dallas PD	12,086	15,161	15,062	14,307	13,486
Addison	159	153	184	148	124
Balch Springs	329	312	291	287	305
Baylor Hlth Care Sys	4	3	10	17	14
Carrollton PD	350	424	394	378	400
Cedar Hill ISD	0	0	0	0	0
Cedar Hill PD	308	315	364	343	325
Cockrell Hill	44	45	36	52	19
Coppell	79	95	96	87	84
Dallas Co Hosp Dist	2	10	1	2	4
Desoto	621	618	559	602	603
Duncanville	231	206	239	210	109
Farmers Branch	138	135	141	121	135
Garland	1,454	1,762	1,866	1,832	2,014
Glenn Heights	115	125	119	125	81
Grand Prairie	900	733	969	1,060	974
Highland Park	13	6	14	5	8
Hutchins	18	29	33	30	14
Irving	1,327	1,192	925	515	605
Lancaster	255	n/a	400	438	408
Mesquite	443	767	908	996	953
Mountain View College	0	0	0	0	2
Northlake College	-	-	1	0	1
Ovilla	10	4	4	9	7
Richardson	329	320	327	296	294
Richland College	0	0	0	0	0
Rowlett	367	300	263	222	231
Sachse	60	47	67	53	51
Seagoville	126	105	96	85	86
Southern Methodist Univ	0	3	4	3	2
University Park	15	15	8	18	9
UT Dallas	6	6	7	3	3
UT Med School - Dallas	0	5	3	4	9
Wilmer	27	22	33	31	35
Dallas CO SO	43	45	48	33	23
Dallas County	19,859	22,963	23,472	22,312	21,418
<i>Rate per 10,000 Residents</i>	<i>81.7</i>	<i>97.0</i>	<i>97.5</i>	<i>90.9</i>	<i>86.4</i>
Texas	196,713	193,505	177,983	188,992	185,453
<i>Rate per 10,000 Residents</i>	<i>79.4</i>	<i>77.0</i>	<i>69.4</i>	<i>72.5</i>	<i>70.1</i>

Family Violence Incidents - Dallas County & Texas Counts and Rates

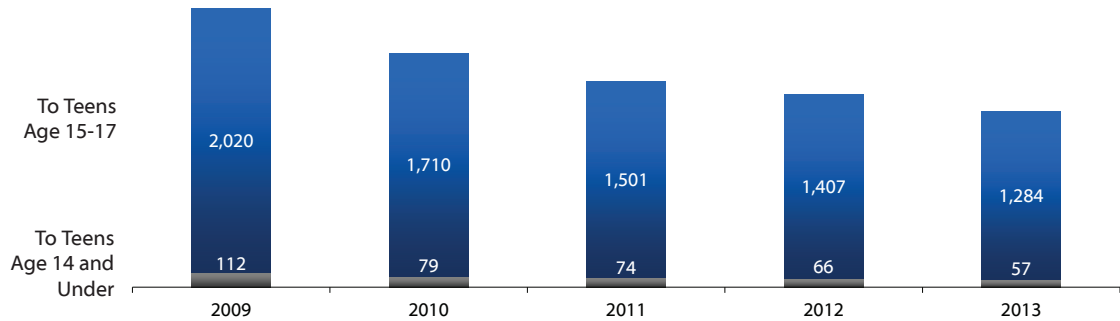
Source: Texas Department of Public Safety - Texas Crime Reports

Teen Mothers

12

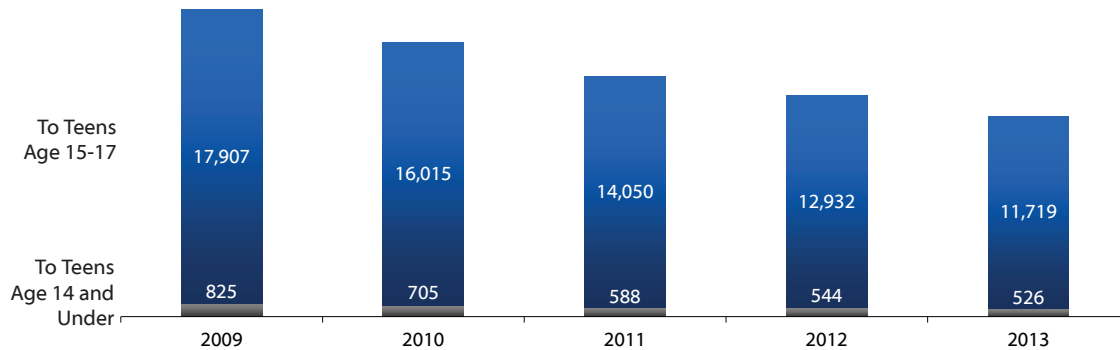
Dallas County Births

Total County	42,276	39,712	38,687	38,769	38,694
% Teen Births	5.0%	4.5%	4.1%	3.8%	3.5%
Total Teen Births	2,132	1,789	1,575	1,473	1,341



Texas Births

Total State	401,599	385,746	377,274	382,438	387,095
% Teen Births	4.7%	4.3%	3.9%	3.5%	3.2%
Total Teen Births	18,732	16,720	14,638	13,476	12,245



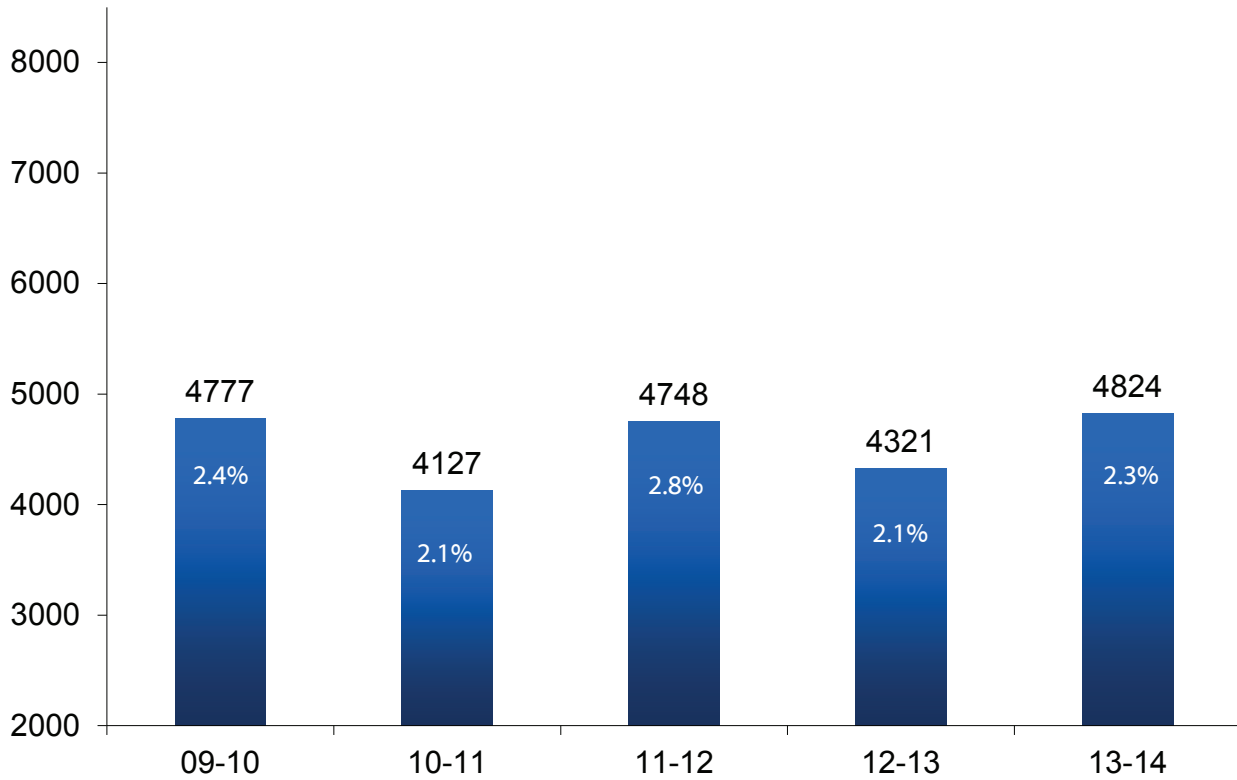
Teen Pregnancies Resulting in Births in Dallas County v. Texas

Source: Texas Department of State Health Services

13

School Dropouts

Dallas County Public School Dropouts Grades 7-12



Texas Dropout Rates

08-09	09-10	10-11	11-12	12-13	13-14
2.0%	1.7%	1.6%	1.7%	1.6%	1.6%


School Dropouts Grades 7-12 - Dallas County Public Schools

Source: Texas Education Agency <http://www.tea.state.tx.us/acctres/dropcomp/years.html>

Drug Treatment Admissions

14

Adult & Youth Admission Rates (per 10,000 residents) to Dallas County DSHS Funded Treatment Programs



Primary Drug at Time of Adult Admission to DSHS Funded Facilities

	2007	2008	2009	2010 [^]	2011 [^]	2012	2013	2014
Alcohol	2611	2565	2542	1361	2717	2199	2559	2129
Heroin/Opioid	2298	2574	3063	1736	3688	3034	3156	3024
Cocaine (all forms)	2301	2197	2076	594	1168	1084	1079	1092
Amphetamines/ Methamphetamines	1045	843	937	524	945	765	973	1056
Marijuana/Hashish	1174	1303	1605	441	741	716	1249	1023
PCP	48	93	110	---	---	---	---	---
Sedative	---	---	---	---	111	75	106	90
Other (Barbituates, Inhalants, Ecstasy, etc.)	139	182	363	209	384	246	430	393
Polysubstance	---	---	---	726	893	522	717	570

Polysubstance is multiple drug dependence with no primary

Primary Drug at Time of Adolescent Admission to DSHS Funded Facilities

	2007	2008	2009	2010 [^]	2011 [^]	2012	2013	2014
Marijuana/Hashish	563	729	897	275	634	428	539	621
Cocaine (all forms)	55	41	59	13	22	*	*	10
Heroin/Opiates	269	254	226	24	102	74	100	49
Amphetamines/ Methamphetamines	12	*	*	*	12	*	16	18
Alcohol	45	55	32	16	18	*	*	11
Sedative	---	---	---	---	14	*	*	11
Other (Barbituates, Inhalants, Ecstasy, etc.)	37	42	45	*	*	---	*	*
Polysubstance	---	---	---	71	86	73	38	*

Polysubstance is multiple drug dependence with no primary

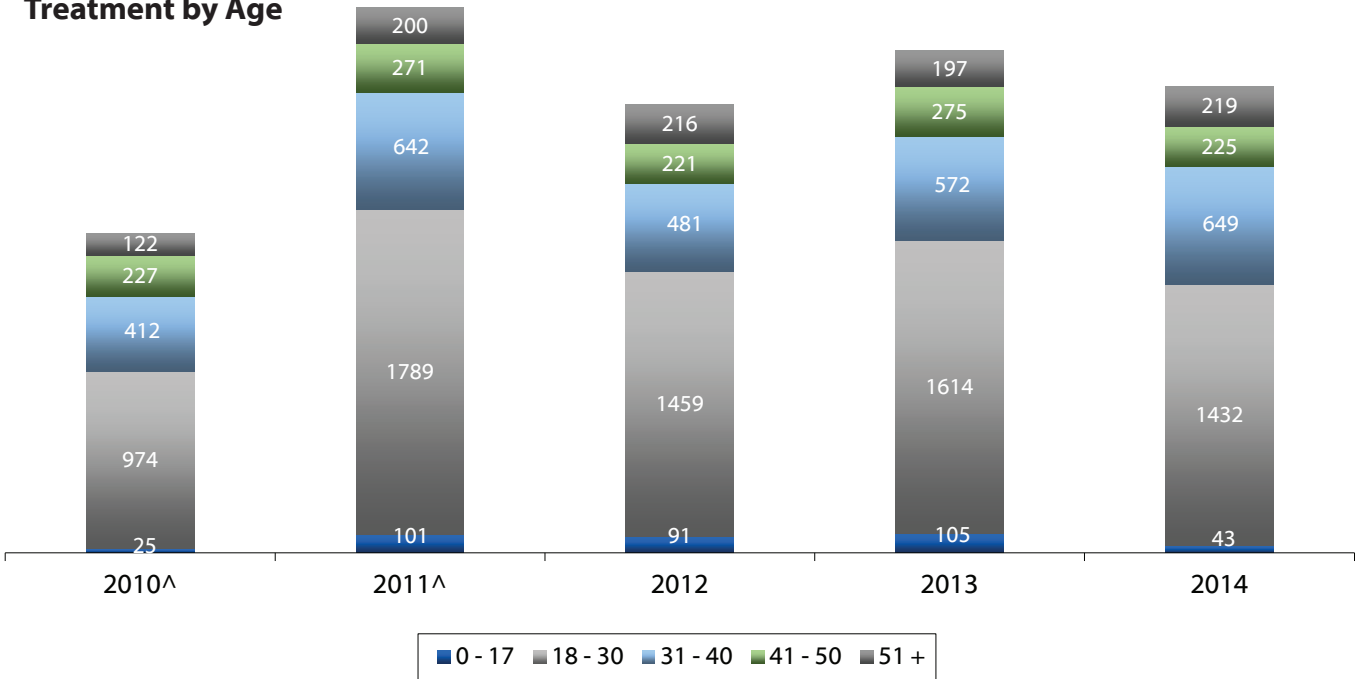
Drug Treatment Admissions - Dallas County

Source: Texas Department of State Health Services: *Counts smaller than 10 are masked

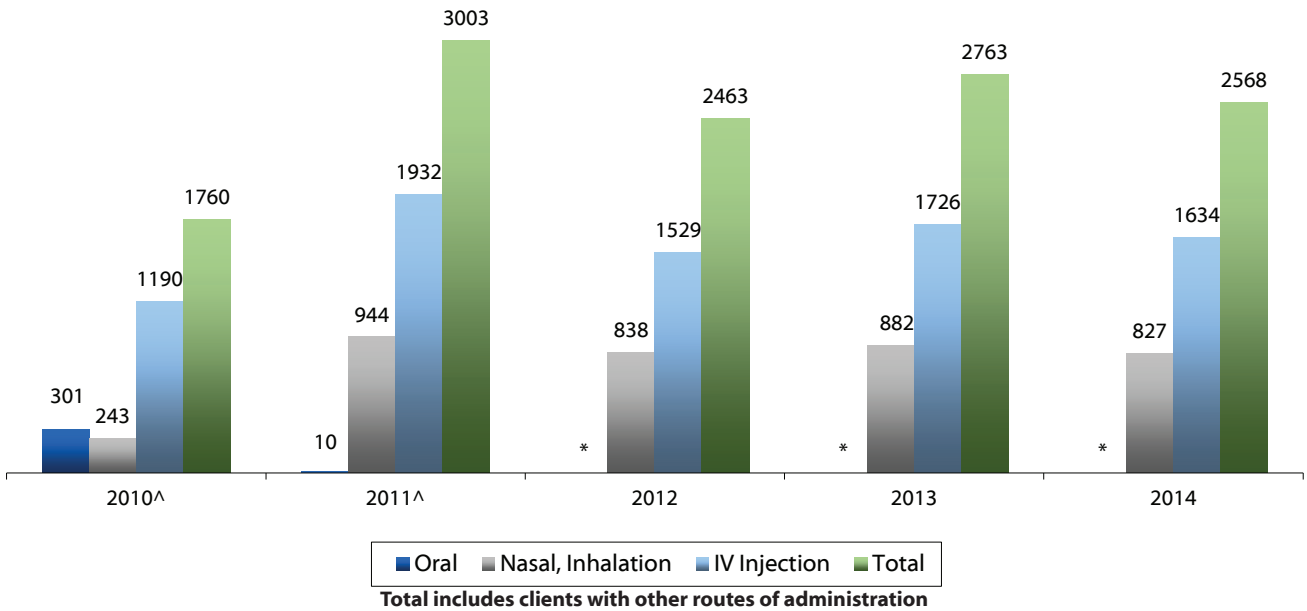
[^]2010 & 2011 Totals are incomplete due to a change in statewide reporting methods, *2013 Youth total is slightly off due to masked data/reporting restrictions

Heroin Treatment Admissions

Dallas County Heroin Admissions to DSHS Funded Treatment by Age



Dallas County Heroin Admissions to DSHS Funded Treatment by Route of Administration



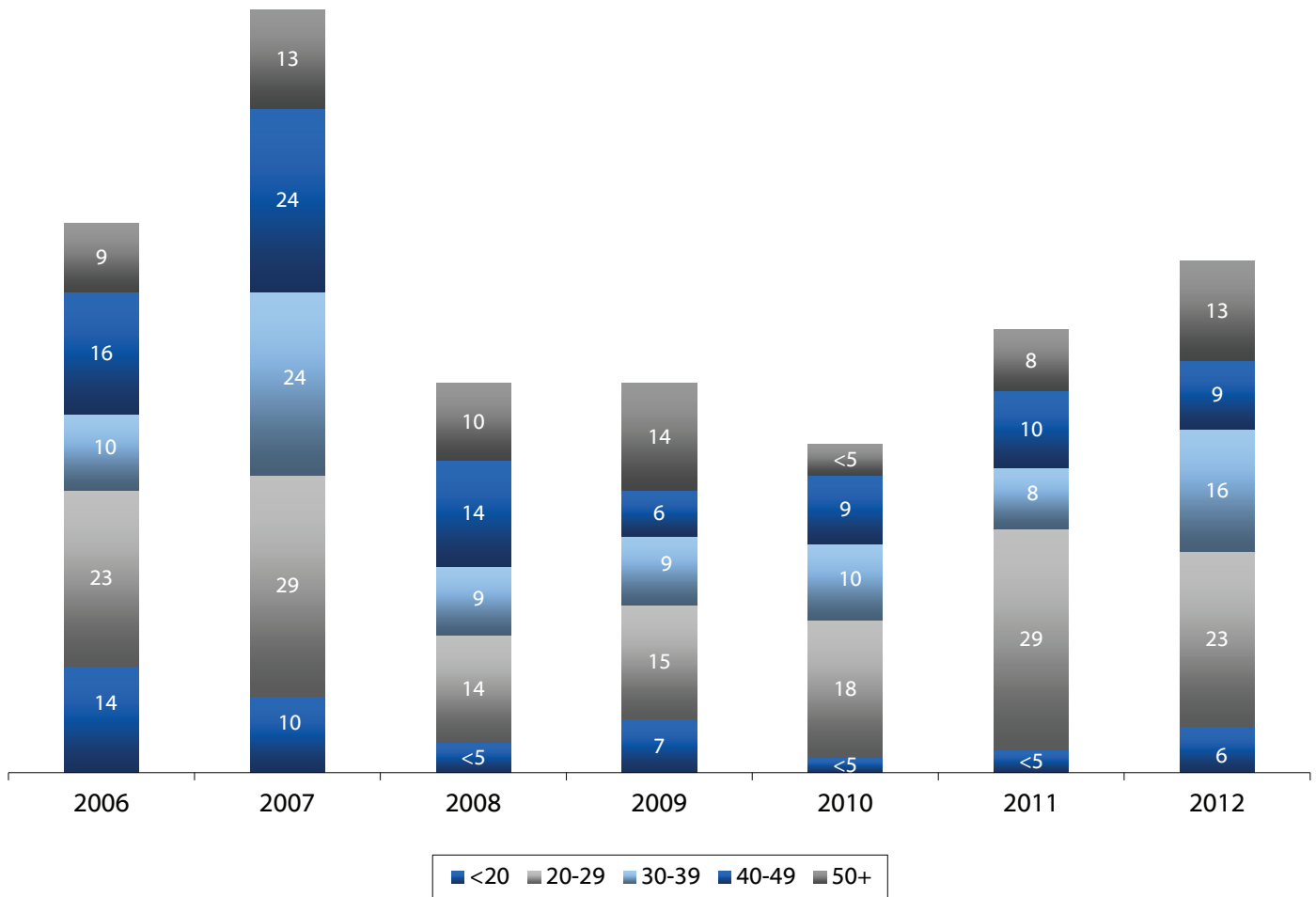
Drug Treatment Admissions - Dallas County

Source: Texas Department of State Health Services: *Counts smaller than 10 are masked
[^]2010 & 2011 Totals are incomplete due to a change in statewide reporting methods

Heroin Deaths

16

Persons Dying With a Mention of Heroin in Dallas County 2006-2012



Persons Dying With a Mention of Heroin in Dallas County per 100,000 Residents

	2006	2007	2008	2009	2010	2011	2012
Dallas County	3.1	4.2	3.0	2.1	1.8	2.4	2.7

Heroin Deaths & Rates in Dallas County

Sources: University of Texas at Austin, Center for Social Work Research; Texas Department of State Health Services

Juvenile Delinquency Incident Rate per 10,000 Enrolled Students - Dallas County Public Schools
Texas Education Agency PEIMS Report

Discipline Reason	Incidents 2010-2011	Incidents 2011-2012	Incidents 2012-2013	Incidents 2013-2014
Possession/Selling Controlled Substance	45.7	46.5	50.9	58.5
Felony Controlled Substance Violation	2.3	2.1	1.8	1.5
Possession - Alcoholic Beverage	3.2	3.8	3.3	3.9
Possession - Tobacco Products	8.2	8.4	5.0	7.1
Possession - Gun, Knife, or other Weapon	6.1	0.5	0.6	0.8
Assault of School Employee/Volunteer	3.2	2.5	2.7	2.6
Assault against someone other than School Employee/Volunteer	7.0	7.9	6.7	7.4
School Related Gang Violence	6.7	5.6	3.3	5.7

Juvenile Delinquency Incidents - Dallas County

Source: Texas Education Agency PEIMS Report

Resources

18

Information and Referral

Here For Youth

1-800-273-8255
www.hereforyouth.com

The Council on Alcohol & Drug Abuse
214-522-8600
www.dallasCouncil.org

Juvenile/Adolescent Resources

AI – Anon/Alateen – Dallas Area
214-363-0416
www.dallasal-anon.org

Above the Influence
www.abovetheinfluence.com

The Cool Spot
www.thecoolspot.gov

Partnership for Drug Free Kids
www.drugfree.org

Partnership for a Drug Free Texas
www.drugfreetexas.org

Tobacco-Free Kids
www.tobaccofreekids.org

Juvenile/Adolescent Treatment Programs

Nexus Recovery Center (Females Only)
214-321-0156
www.nexusrecovery.org

Phoenix House
214-999-1044
www.phoenixhouse.org

Right Step
1-877-627-4389
817-857-9100
www.rightstep.com

Starlite Recovery Center
1-866-220-1626
www.starliterecovery.com

Sundown Ranch
1-903-479-3933
www.sundownranchinc.com

Local Community Coalitions

Alliance on Underage Drinking
214-522-8600 ext. 256
<http://allianceonunderagedrinking.org>
www.facebook.com/allianceonunderagedrinking

Coalition on Mental Illness
Mental Health America
214-871-2420
www.mhadallas.org

Dallas Area Drug Prevention Partnership
214-522-8600 ext. 228
www.drugfreedallas.org
www.facebook.com/DADPP

Dallas County DWI Task Force
214-653-6670
Facebook: DWI Task Force

Tobacco-Free North Texas
214-522-8600
<http://prc3.org/tnt/>
www.facebook.com/tobaccofreentx
www.twitter.com/tobaccofreentx

Texas Alliance for Drug Endangered Children
214-522-8600 ext. 256
www.texasdec.org

Texans Standing Tall
512-442-7501
www.texansstandingtall.org

Recovery Resources

Alcoholics Anonymous
214-887-6699
www.aadallas.org

Narcotics Anonymous
972-699-9306
www.dallasareana.org/sites/wordpress

12th Step Ministry
214-265-7192
<http://twelfthstepministry.org>

Adult and Parent Resources

Here for Youth Mental Health Directory
www.hereforyouth.com

DEA Resources for parents, educators & caregivers
www.getsmartaboutdrugs.com

Partnership for Drug Free Kids
www.drugfree.org

Tobacco Resources

Texas Tobacco Quitline
1-877-YES-QUIT
www.yesquit.org

Smokefree Teen
<http://teen.smokefree.gov>

Surgeon General Tobacco Information
www.surgeongeneral.gov/tobacco

National Tobacco Cessation Collaborative
www.tobacco-cessation.org

National Cancer Institute
www.cancer.gov/cancertopics/factsheet/Tobacco/cessation

National African American Tobacco Prevention Network
<http://www.naatpn.org>

Other Resources

The Council on Alcohol & Drug Abuse
214-522-8600
www.dallascouncil.org

Community Anti-Drug Coalitions of America
www.cadca.org

Mothers Against Drunk Driving (MADD)
www.madd.org/local-offices/tx/north-texas/

National Institute on Drug Abuse
www.nida.nih.gov

Office of National Drug Control Policy
www.whitehousedrugpolicy.gov

Prevention Resource Center-Region 3
www.prc3.org

Substance Abuse and Mental Health Services
Administration (SAMHSA)
www.samhsa.gov

Substance Abuse and Mental Health Services
Administration (SAMHSA) - National Clearinghouse for
Alcohol & Drug Information
www.store.samhsa.gov

Texas Department of State Health Services
www.dshs.state.tx.us

Change Log and Notes from 2011-15 Indexes

In addition to adding the most recent data, the following changes or corrections were made when the index was updated for 2011 -2015.

Table of Contents

The page numbers have changed from previous versions.

Population Data

2011 population totals for Texas and Dallas County were updated on the Census Bureau site - so these numbers have been updated in all rate calculations listed in this document. Rates listed for 2011 data will likely be different for indexes prior to 2014.

P5 - Sexually Transmitted Diseases

The 2014 numbers for all STDs for all years reported have been updated to reflect the year of diagnoses vs year of report. STDs are now being reported by rates.

P7-11 Arrests for Alcohol, Drugs or Violent Crime

Totals for Texas statewide numbers in previous indexes (earlier than 2014) had placed 17 year olds in the adult category. We have corrected all previous years state data and now all juvenile rates reflect individuals ages 0-17 and adult rates include those 18 and over.

P21 - Primary Drugs at Time of Admission (Adult and Juvenile)

With the change of DSHS reporting systems from BHIPS to CMBHS, the categorization of drugs has been changed. Major changes of note: all types of cocaine are now listed as Cocaine, heroin and other synthetic opiates are all combined under Heroin/Opiates, and a new classification called Polysubstance has been added which refers to admissions with multiple drug dependencies with no primary.

Also due to the change in reporting systems for admissions, the number of admissions decreased drastically in 2010. This is likely due to a change in the way admissions are tracked in the new system throughout the year and the process of adjusting to a new system of reporting. Admission rates for 2011 appeared to be returning to more comparable levels.

Acknowledgements

We extend our appreciation to the following organizations for their assistance in collecting data for this index.

Centers for Disease Control and Prevention

Fatality Analysis Reporting System (FARS)

Texas Department of Education

Information Analysis Division

Texas Department of Family and Protective Services

Texas Department of State Health Services

Center for Health Statistics

TB/HIV/STD Epidemiology and Surveillance

Mental Health and Substance Abuse Division

Texas Poison Center Network

Texas Department of Public Safety

Uniform Crime Reporting

Texas Juvenile Justice Department

University of Texas at Austin, Center for Social Work Research



www.drugfreedallas.org

the council
ON ALCOHOL & DRUG ABUSE

www.dallascouncil.org