

Dallas County 2010 Drug Impact Index



*Creating safer youth and a safer
community through cooperative drug
prevention strategies*



the council
ON ALCOHOL & DRUG ABUSE

Dallas County Drug Impact Index

The total impact of alcohol and other drug abuse cost the Texas economy an estimated \$33.4 billion in 2007, according to a study by the Texas Department of State Health Services, Mental Health and Substance Abuse Unit. The consequences of substance abuse show significant direct and indirect costs in the form of reduced and lost productivity, crime, premature death, health care, property damage, motor vehicle accidents, and social welfare administration.

The Dallas County Drug Impact Index profiles local substance abuse trends as early as 2002 and continuing through the most recent available date. It relies on archival data collected at the local level. In addition to specific drug abuse trends, the index contains information about issues that are directly and indirectly related to substance use and abuse, such as HIV/AIDS, sexually-transmitted diseases, crime, family violence, school dropouts, teen mothers, and substance abuse treatment.

This project issues a “call to action,” asking our communities to act now and work to reduce the incidence and impact of alcohol and other drug abuse.

The Dallas County Drug Impact Index was developed by The Council on Alcohol and Drug Abuse and the Dallas Area Drug Prevention Partnership, with support from the Substance Abuse and Mental Health Services Administration, Drug Free Communities Support Program.

Dallas Area Drug Prevention Partnership

The Dallas Area Drug Prevention Partnership (DADPP) was established in 2007 to address growing concern about heroin overdose deaths among our communities’ youth. Since then, it has expanded its mission and is dedicated to reducing the incidence and impact of all drugs in the greater Dallas area. The Partnership represents a collaborative effort that is based on the simple premise that local people are in the best position to solve specific local problems and change is most likely to occur when the process engages many sectors of a community in a cooperative approach.

The coalition is made up of concerned citizens, law enforcement personnel, educators, substance abuse prevention and treatment professionals, health care providers, government officials, faith-based organizations, youth, and other area coalitions targeting youth. Together they facilitate accurate data collection, educate youth, parents and the community, promote healthy media messages, and conduct community outreach.

The Dallas Area Drug Prevention Partnership implements environmental strategies that are aimed at population-level change and seek to (1) limit youth access to alcohol and other drugs, (2) change the culture and contexts within which decisions about substance use are made, and (3) reduce the prevalence of negative consequences associated with substance use. These environmental strategies create community-wide change by challenging perceptions and increasing substance abuse awareness.

Dallas Area Drug Prevention Partnership
www.drugfreedallas.org

The Council on Alcohol and Drug Abuse
www.dallascouncil.org

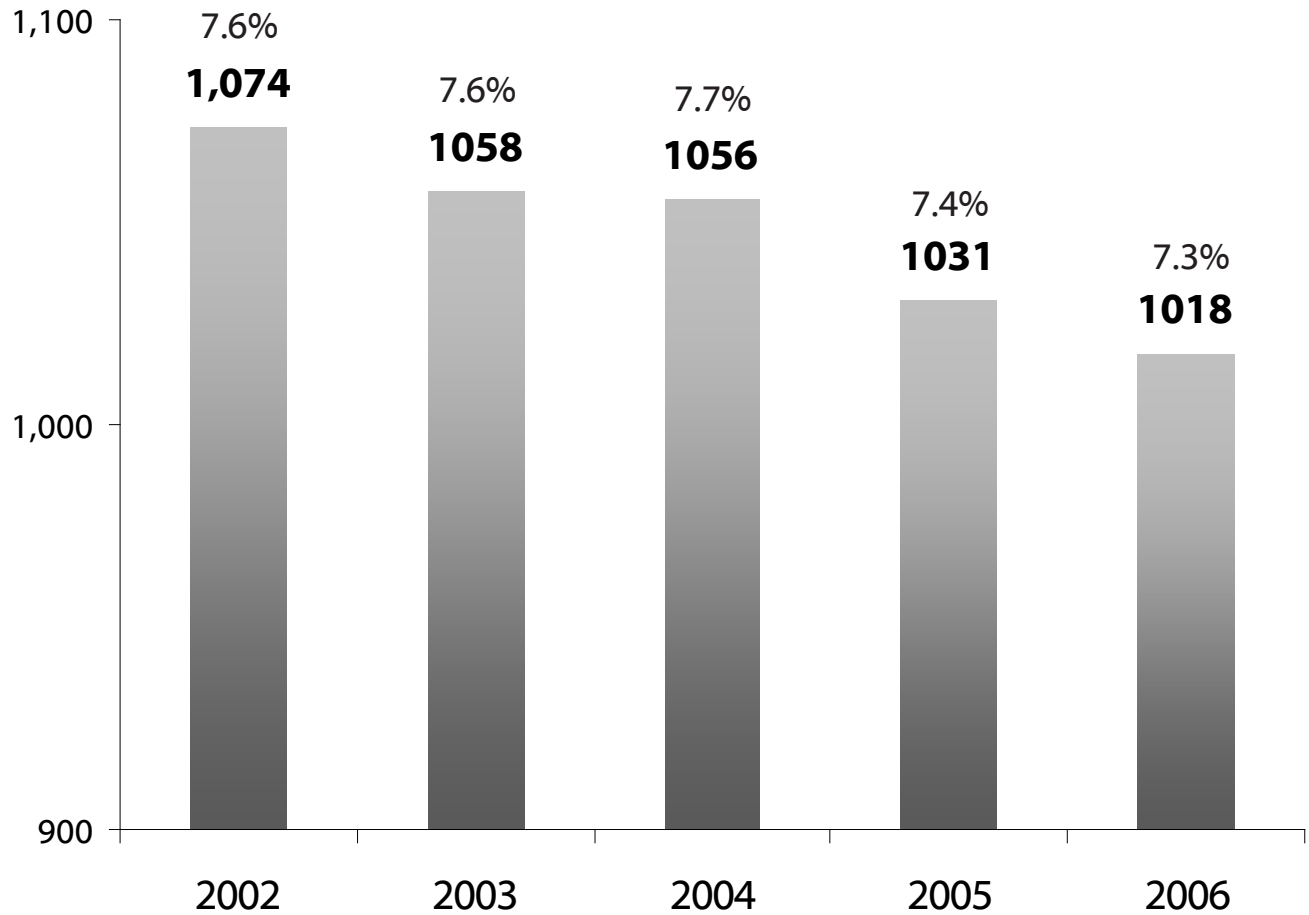
Dallas County Drug Impact Index - 2010

- 1 Alcohol Related Deaths
- 2 Other Drug Related Deaths
- 3-4 HIV / AIDS
- 5 Sexually Transmitted Diseases
- 6 Alcohol Related Motor Vehicle Fatalities
- 7 Adult Arrests for Alcohol & Drugs
- 8 Juvenile Arrests for Alcohol & Drugs
- 9 Violent Crime
- 10 Incidents of Family Violence
- 11 Teen Mothers
- 12 School Dropouts
- 13 Juvenile Delinquency
- 14 Juveniles on Probation for Drug Arrests
- 15-17 Drug Use - High School Students
- 18 Drug Treatment Admissions
- 19 Heroin Treatment Admissions
- 20 Heroin Deaths/Poison Center Calls
- 21-22 Resources

1

Alcohol Related Deaths

Alcohol Related Deaths



Deaths Related to Alcohol Use - Dallas County

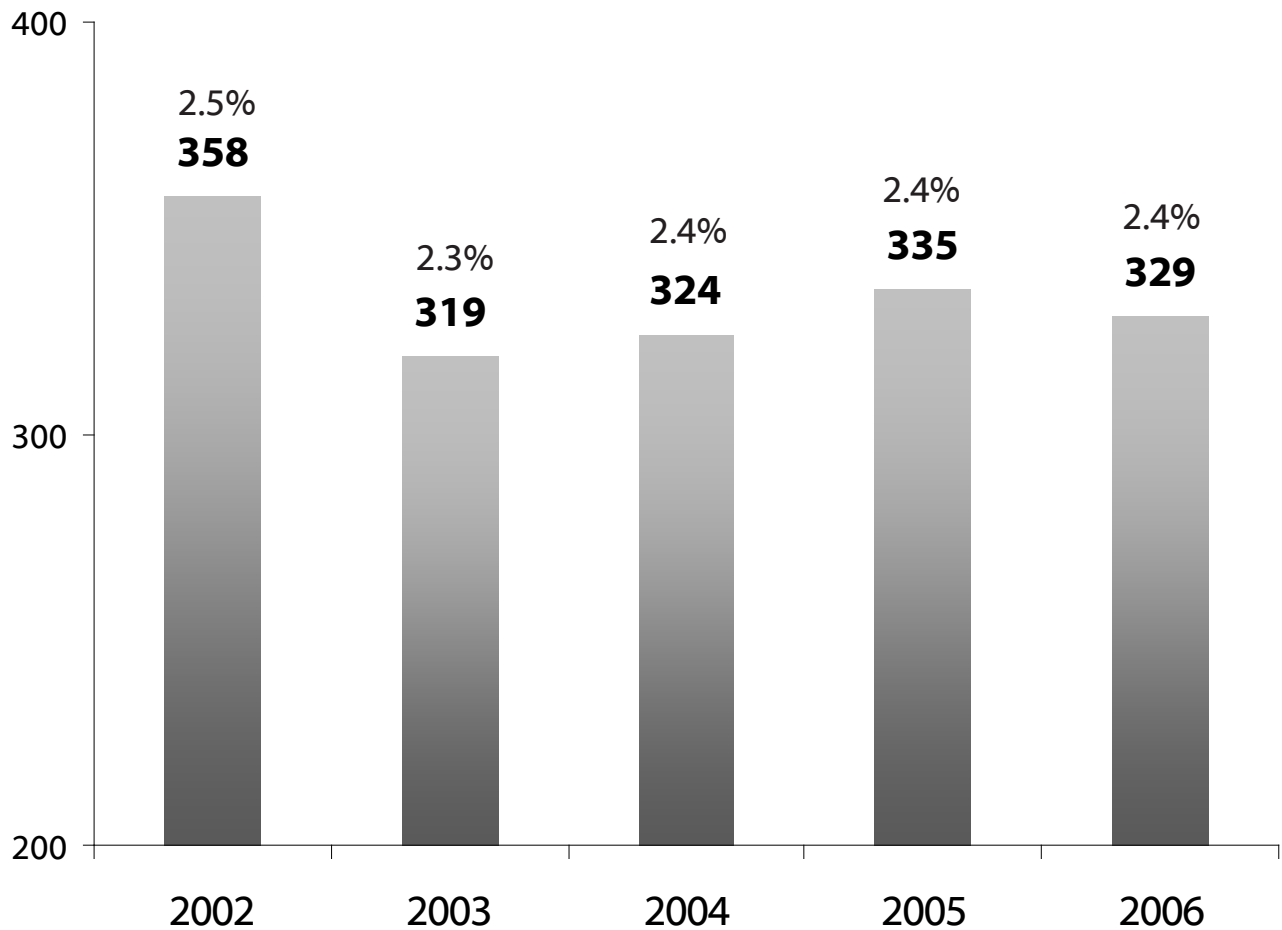
Percents shown are percent of Total Dallas County Deaths

Source: Raw data from Center of Health Statistics, Texas Department of State Health Services; Analysis by Decision Support Unit /MHTSA, DSHS.

Other Drug Related Deaths

2

Other Drug Related Deaths



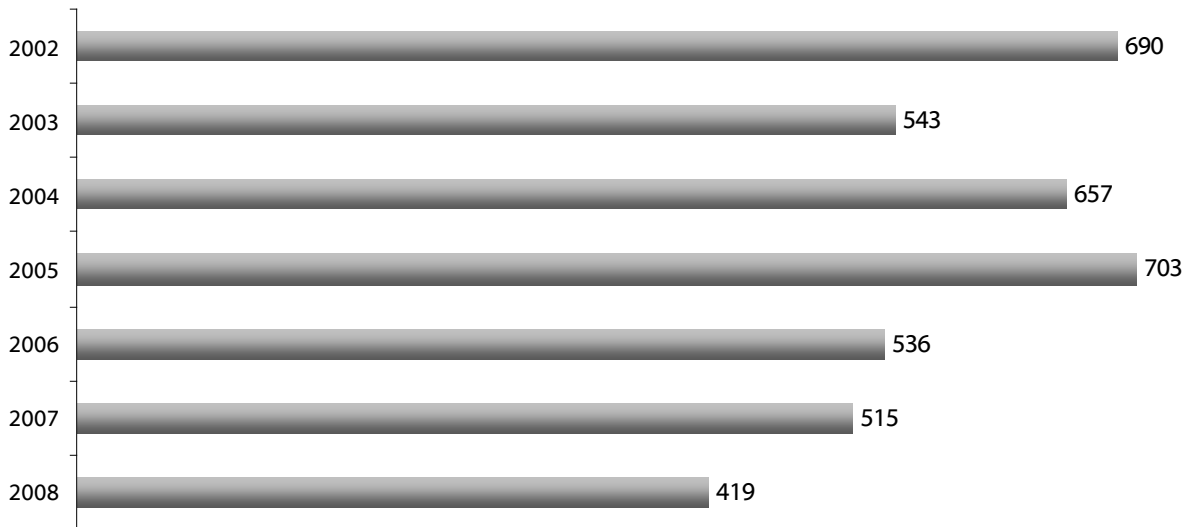
Deaths Related to Other Drug Use - Dallas County Percents shown are percent of Total Dallas County Deaths

Source: Raw data from Center of Health Statistics, Texas Department of State Health Services; Analysis by Decision Support Unit /MHTSA, DSHS.

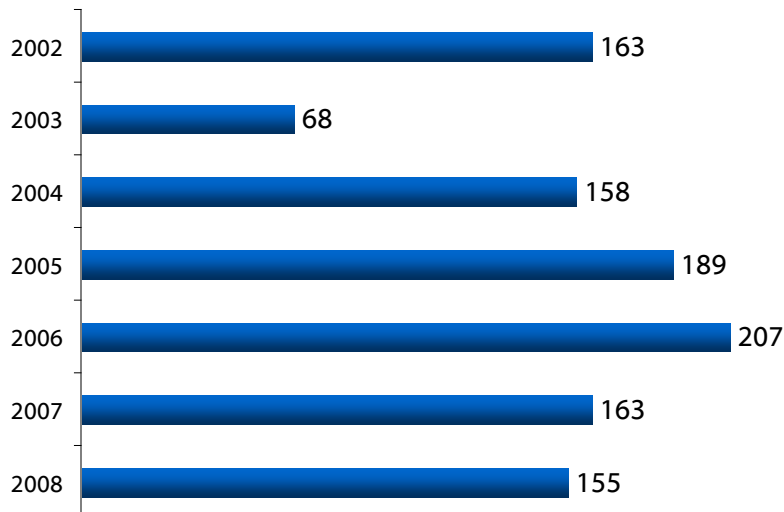
3

New HIV/AIDS Diagnoses by Mode of Exposure

Mode of Exposure: Homosexual



Mode of Exposure: Heterosexual



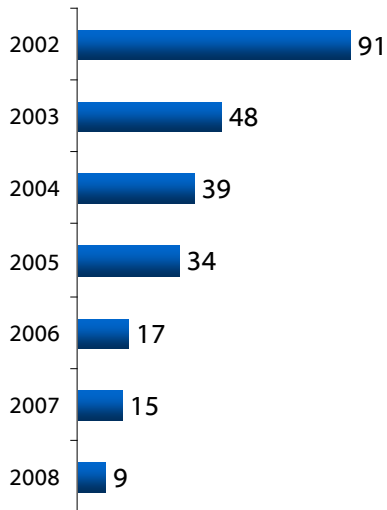
New HIV/AIDS Diagnoses by Mode of Exposure - Dallas County

Source: Raw data from TB/HIV/STD Epidemiology and Surveillance, Texas Department of State Health Services

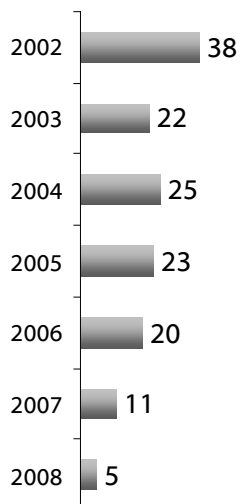
New HIV/AIDS Diagnoses by Mode of Exposure

4

Mode of Exposure: Injection Drug Use (IDU)



Mode of Exposure: Homosexual & IDU



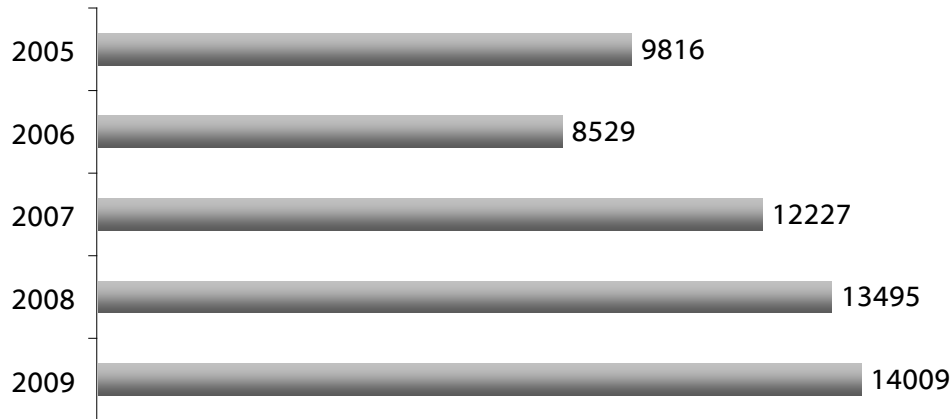
New HIV/AIDS Diagnoses by Mode of Exposure - Dallas County

Source: Raw data from TB/HIV/STD Epidemiology and Surveillance, Texas Department of State Health Services

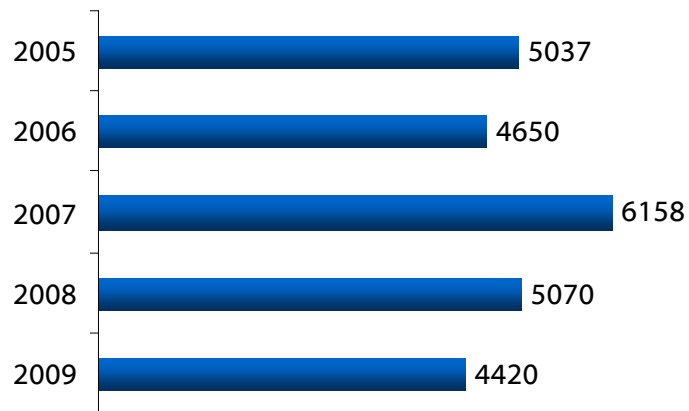
5

Sexually Transmitted Diseases

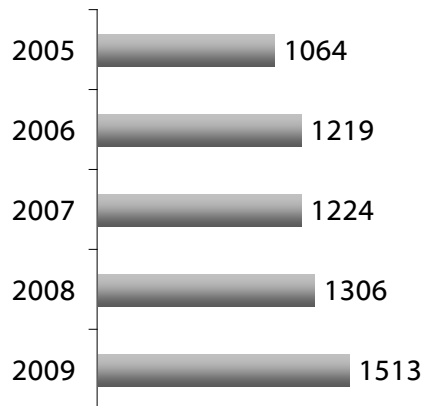
Chlamydia



Gonorrhea



Syphilis



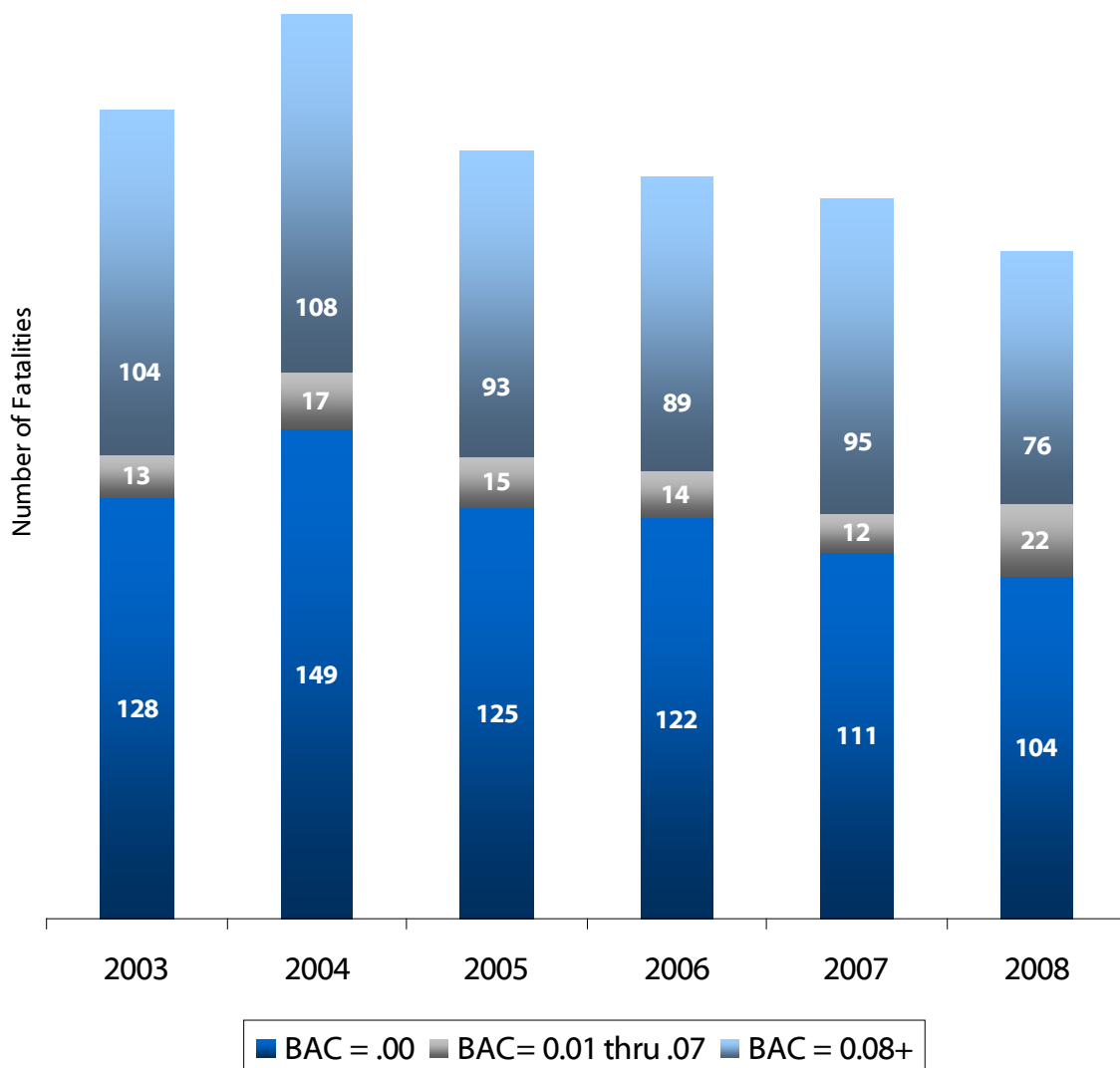
Sexually Transmitted Diseases - Dallas County

Source: Raw data from TB/HIV/STD Epidemiology and Surveillance, Texas Department of State Health Services

Alcohol Related Motor Vehicle Fatalities

6

Dallas County Traffic Fatalities by Highest Blood Alcohol Level



Traffic Fatalities in Dallas County by Blood Alcohol Content (BAC) 2003-2008

Source: Fatality Analysis Reporting System (FARS) Encyclopedia. <http://www-fars.nhtsa.dot.gov>


7

Adult Arrests for Alcohol & Drugs

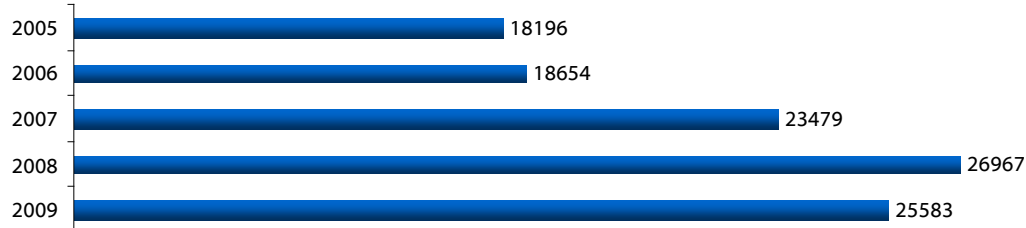
DWI/DUI




Liquor Violations



Public Intoxication



Drug Trafficking



Drug Possession



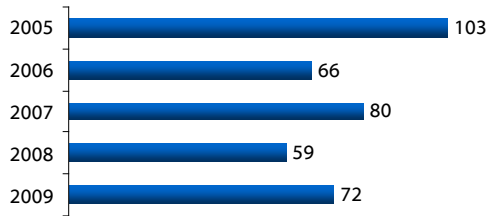
Adult & Juvenile Arrests for Alcohol & Drugs in Dallas County

Source: Texas Department of State Health Services; Texas Department of Public Safety


Juvenile Arrests for Alcohol & Drugs

8

DWI/DUI



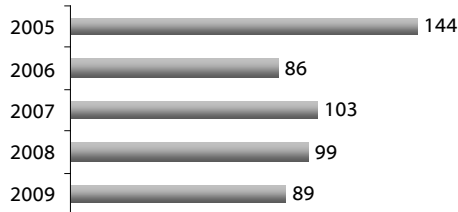
Liquor Violations



Public Intoxication



Drug Trafficking



Drug Possession




Adult & Juvenile Arrests for Alcohol & Drugs in Dallas County

Source: Texas Department of State Health Services; Texas Department of Public Safety


9

Violent Crimes

Adult Arrest Rates for Violent Crimes per 10,000 Adults: Dallas County



Juvenile Arrest Rates for Violent Crimes per 10,000 Juveniles: Dallas County



The estimated population of Dallas County in 2008 was 1,710,990 according to the US Census Bureau.

Adult & Juvenile Arrests for Violent Crimes in Dallas County

"Violent Crime" includes Murder, Robbery, Rape, and Aggravated Assault offenses.

Source: Texas Department of Public Safety

Incidents of Family Violence

10

Police Dept.	2005	2006	2007	2008	2009
Dallas	14,445	13,096	12,232	13,160	12,086
Addison	179	161	173	166	159
Balch Springs	203	213	298	326	329
Baylor Hlth Care Sys	4	1	10	9	4
Carrollton	459	472	444	401	350
Cedar Hill ISD	0	1	1	0	0
Cedar Hill	290	273	255	263	308
Cockrell Hill	34	28	39	42	44
Coppell	91	88	108	94	79
Dallas Co Hosp Dist	0	4	1	0	2
DeSoto	411	340	420	456	621
Duncanville	268	216	190	215	231
Farmers Branch	155	140	143	131	138
Garland	2,106	2,020	2,043	1,878	1,454
Glenn Heights	125	110	129	126	115
Grand Prairie	1,480	1,094	993	1,072	900
Highland Park	5	7	7	13	13
Hutchins	27	18	21	42	18
Irving	1,841	1,715	1,534	1,359	1,327
Lancaster	458	457	477	440	255
Mesquite	1,030	949	717	593	443
Mountain View College	3	0	0	0	0
Ovilla	14	11	14	11	10
Richardson	377	371	380	326	329
Richland College	1	0	0	0	0
Rowlett	380	410	340	315	367
Sachse	41	66	88	66	60
Seagoville	126	119	120	103	126
SMU	9	4	8	3	0
University Park	13	17	20	20	15
UT Dallas	4	3	1	7	6
UT Med School - Dallas	3	1	1	0	0
Wilmer	32	30	34	37	27
Dallas CO SO	55	53	53	51	43
Dallas County	24,669	22,488	21,294	21,725	19,859

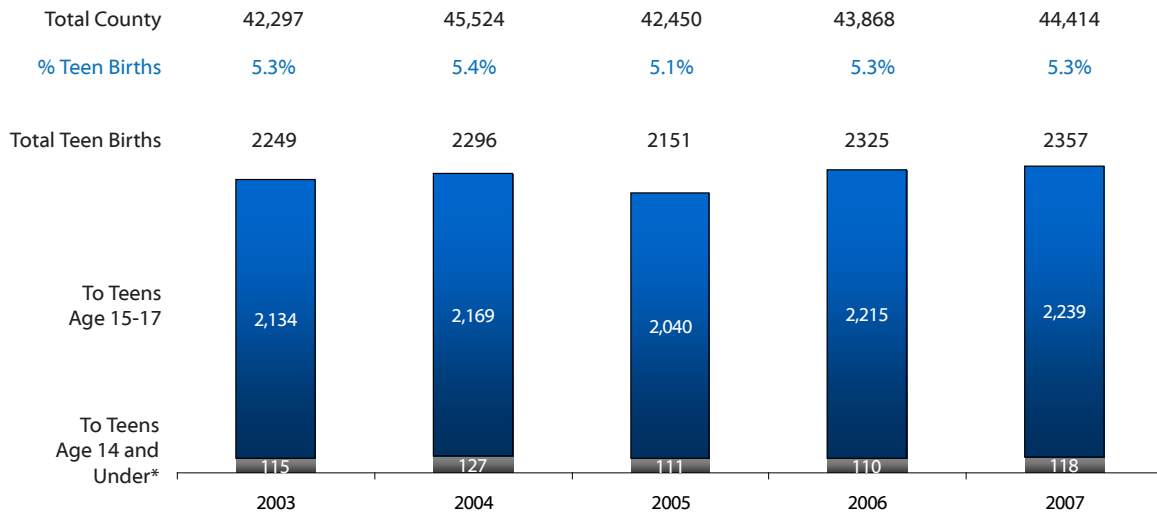
Family Violence Incidents - Dallas County

Source: Texas Department of Public Safety - Texas Crime Reports

11

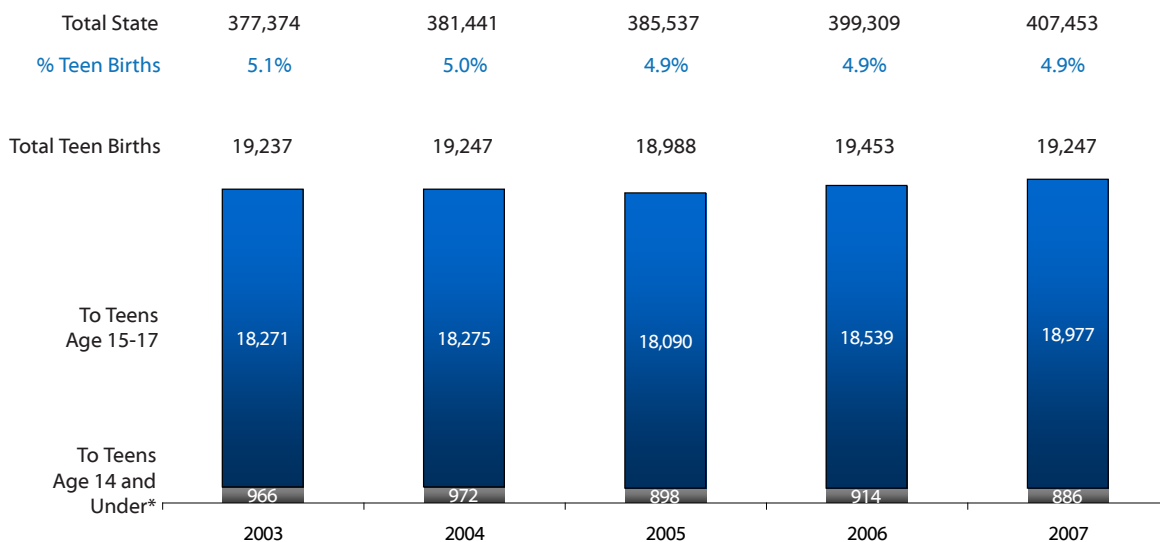
Teen Mothers

Dallas County Births



*For 2003 and 2004 this age group is categorized as ages 10-14

Texas Births



*For 2003 and 2004 this age group is categorized as ages 10-14

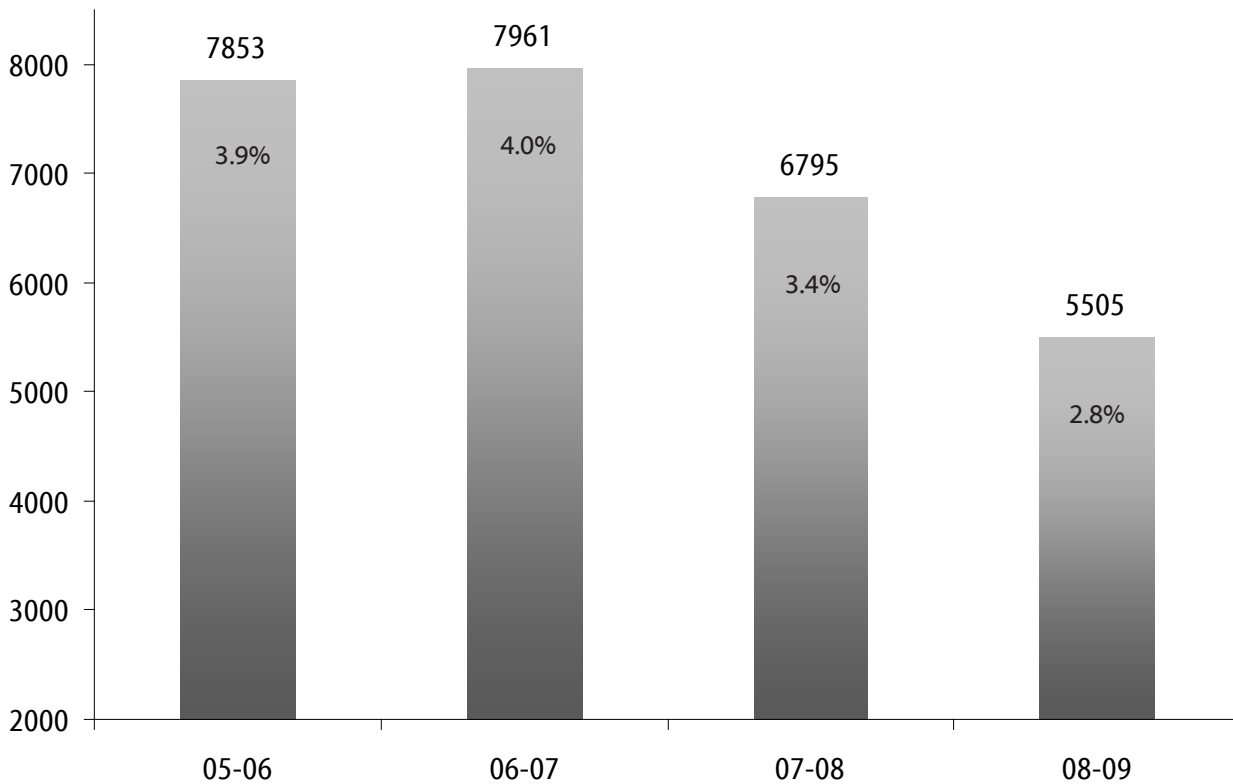
Teen Pregnancies Resulting in Births in Dallas County v. Texas

Source: Texas Department of State Health Services

School Dropouts

12

Dallas County Public School Dropouts Grades 7-12



Texas Dropout Rates

05-06	06-07	07-08	08-09
2.6%	2.7%	2.2%	2.0%

School Dropouts Grades 7-12 - Dallas County Public Schools

For additional information on dropout rates, please see *Secondary School Completion and Dropouts in Texas Public Schools, 2005-06* (TEA, 2007a)

http://ritter.tea.state.tx.us/research/pdfs/dropcomp_county_supp_2005-06.pdf

Source: Texas Education Agency

Juvenile Delinquency Incidents - Dallas County

Texas Education Agency PEIMS Report

Discipline Reason	Incidents 2004-2005	Incidents 2005-2006	Incidents 2006-2007	Incidents 2007-2008	Incidents 2008-2009
Possession/ Selling Controlled Substance	1,529	1,504	1,668	1,826	1,980
Felony Controlled Substance Violation	73	99	267	200	141
Possession - Alcoholic Beverage	173	151	165	166	156
Possession - Tobacco Products	326	373	423	374	438
Possession - Gun, Knife, or other Weapon	118	82	65	83	92
Assault of School Employee/Volunteer	321	462	467	194	217
Assault against someone other than School Employee/Volunteer	506	523	478	403	424
School Related Gang Violence	252	276	299	325	372

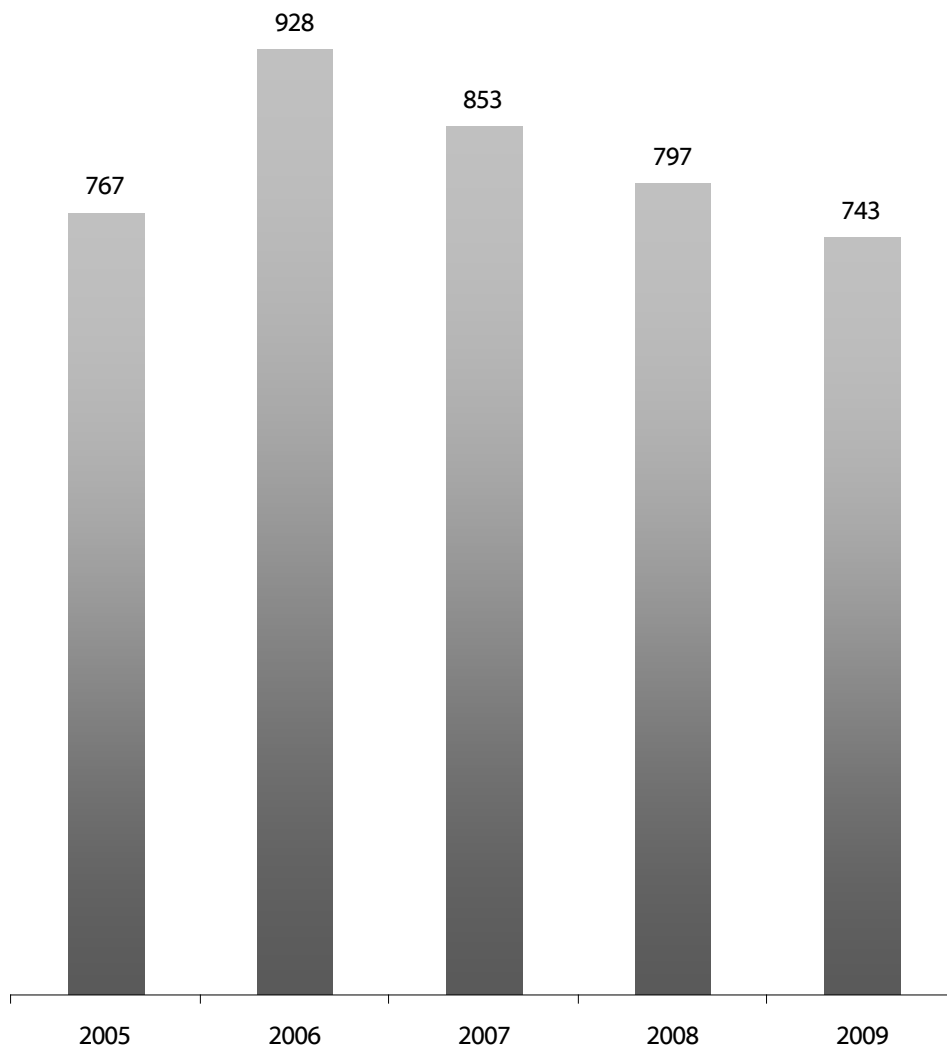
Juvenile Delinquency Incidents - Dallas County

Source: Texas Education Agency PEIMS Report

Juveniles on Probation for Drug Arrests

14

Juveniles Referred To Probation for Drug Related Arrests - Dallas County



Juvenile Referrals to Probation for Drug Arrests - Dallas County

Source: Texas Juvenile Probation Commission

Alcohol and Other Drug Use Among High School Students in Dallas County

Past Use of Alcohol



Recent Use of Alcohol (Past 30 Days)



Drank 5 or More Drinks on One or More Occasions (Past 30 Days)



Past Use of Marijuana



Recent Use of Marijuana (Past 30 Days)



Past Use of Tobacco



Drug Use - High School Students - Dallas County

Source: Centers for Disease Control & Prevention Youth Risk Behavior Surveillance 2005-2009

Drug Use - High School Students

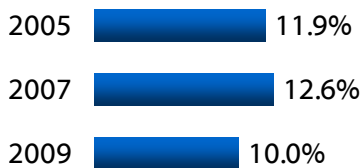
16

Alcohol and Other Drug Use Among High School Students in Dallas County

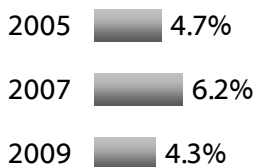
Recent Use of Tobacco (Past 30 Days)



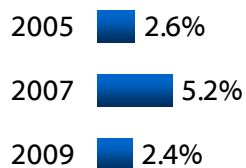
Past Use of Cocaine




Recent Use of Cocaine (Past 30 Days)



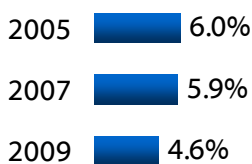
Past Use of Heroin



Past Use of Heroin Mixed with Nighttime Pain Reliever (Cheese Heroin)



Past Use of Methamphetamines



Drug Use - High School Students - Dallas County

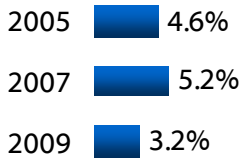
Source: Centers for Disease Control & Prevention Youth Risk Behavior Surveillance 2005-2009

Alcohol and Other Drug Use Among High School Students in Dallas County

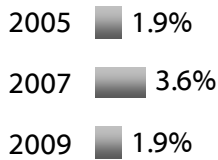
Past Use of Inhalants



Past Use of Steroids



Past Use of Illegal IV Drugs



Recent Use of Prescription Drugs With No Prescription from a Doctor (Past 30 Days)



Past Use of Ecstasy




Recent Use of Ecstasy (Past 30 Days)



Drug Treatment Admissions

18

Adult & Youth Admissions to Dallas County DSHS Funded Treatment Programs



Primary Drug at Time of Adult Admission to DSHS Funded Facilities

	2005	2006	2007	2008	2009
Alcohol	2602	2829	2611	2565	2542
Heroin	1628	1454	1919	2153	2563
Crack	1576	1597	1650	1559	1458
Amphetamines/ Methamphetamines	861	979	1045	843	937
Marijuana/Hashish	765	879	1174	1303	1605
Cocaine (powder)	541	554	651	638	618
Opiate/Synthetic					
Opiate	341	303	379	421	500
PCP	35	26	48	93	110
Other (Barbituates, Inhalants, Ecstasy, etc)	143	115	139	182	363

Primary Drug at Time of Adolescent Admission to DSHS Funded Facilities

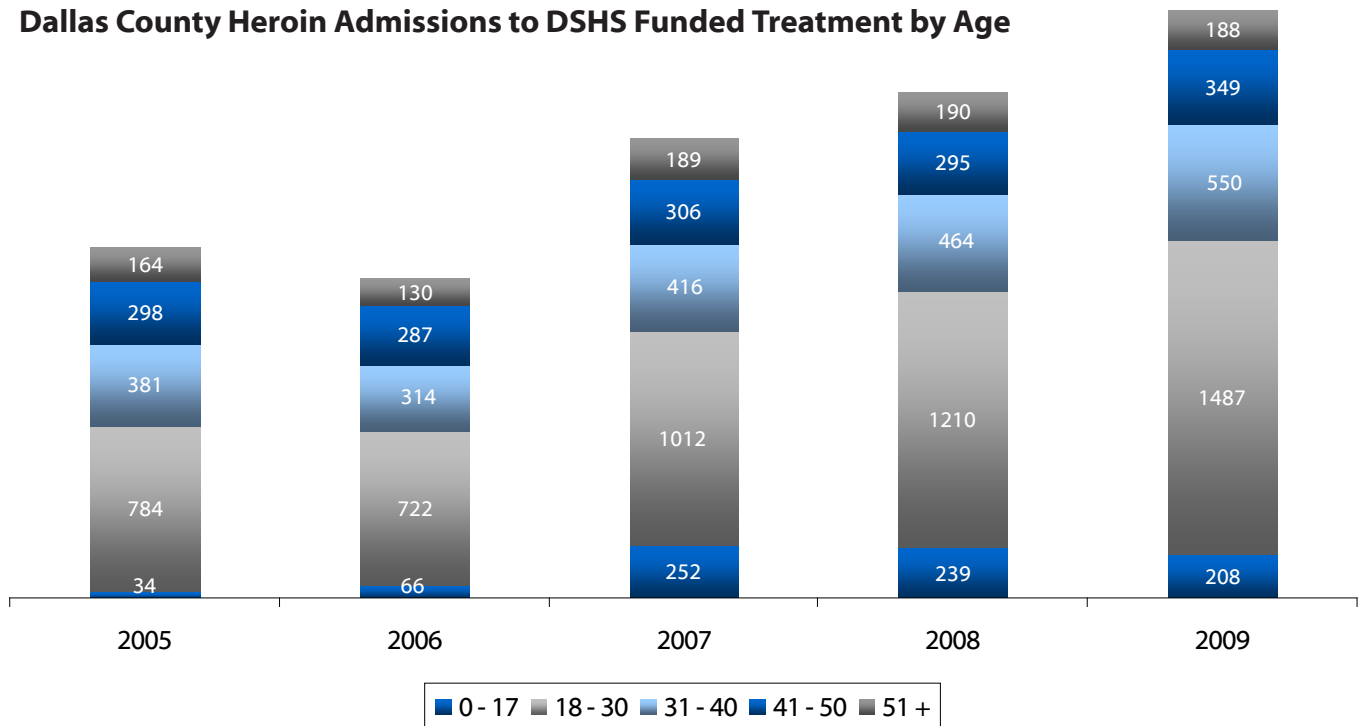
	2005	2006	2007	2008	2009
Marijuana/Hashish	347	293	563	729	897
Cocaine (powder)	35	31	47	35	51
Heroin	33	65	252	246	218
Amphetamines/ Methamphetamines	25	24	12	8	8
Alcohol	23	24	45	55	32
Other Opiate/Synthetic					
Opiate	4	4	17	8	8
Other (Barbituates, Inhalants, Ecstasy, etc)	25	25	37	42	45

Drug Treatment Admissions - Dallas County

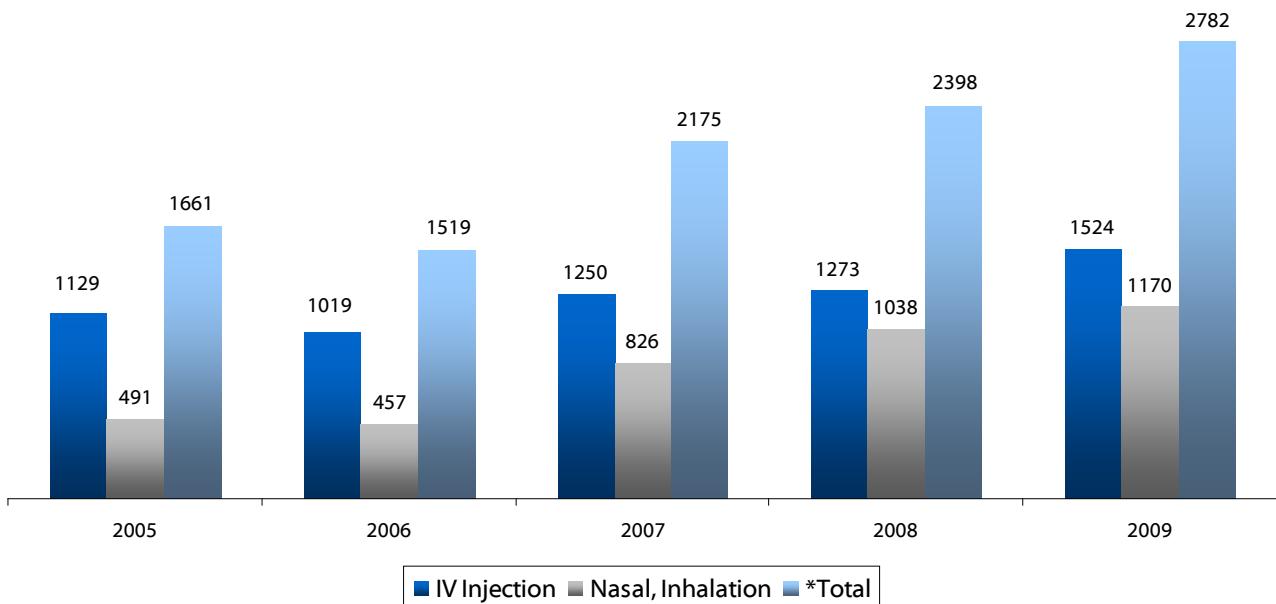
Source: Texas Department of State Health Services

Heroin Treatment Admissions

Dallas County Heroin Admissions to DSHS Funded Treatment by Age



Dallas County Heroin Admissions to DSHS Funded Treatment by Route of Administration



*Total includes clients with other routes of administration

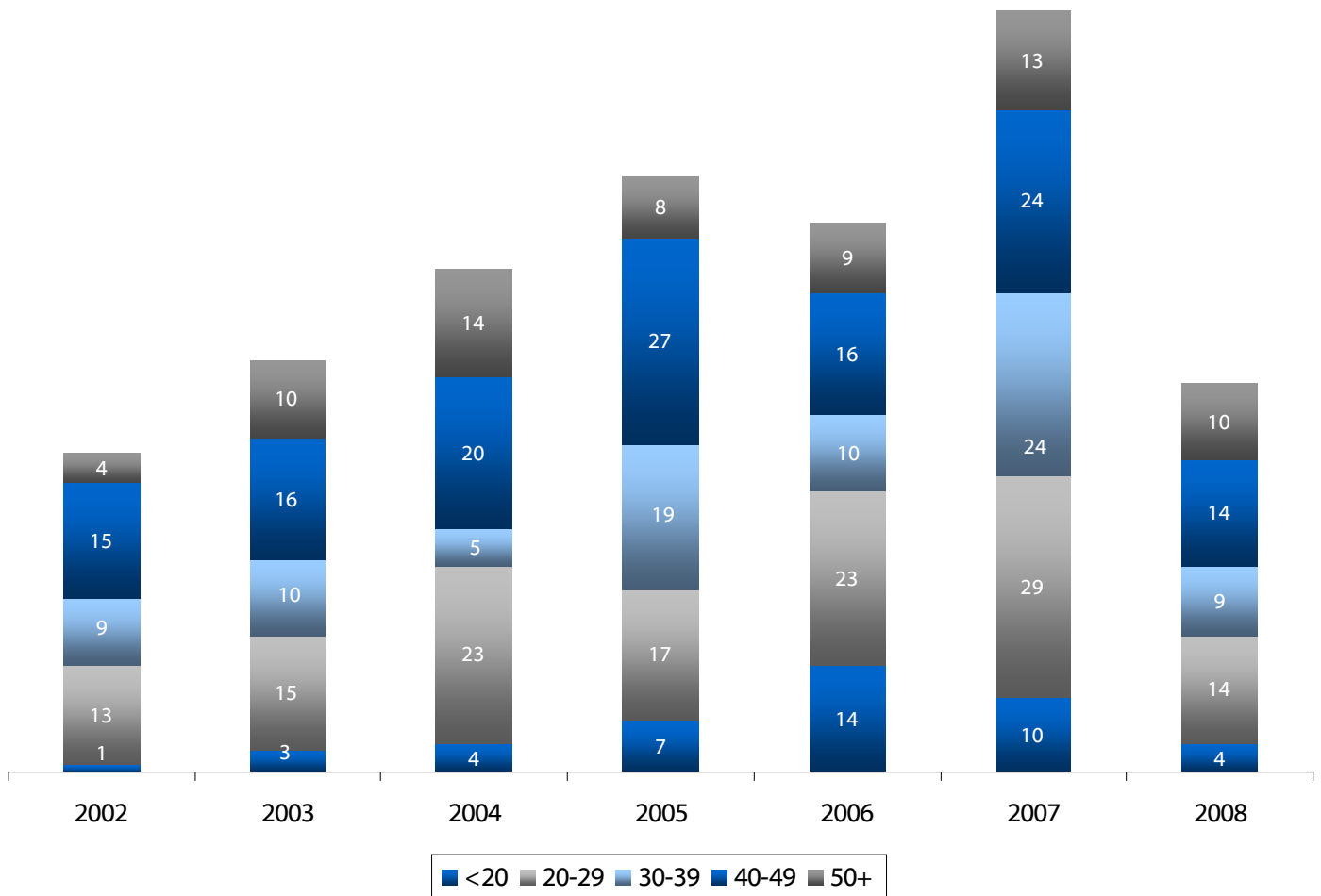
Drug Treatment Admissions - Dallas County

Source: Texas Department of State Health Services


Heroin Deaths & Poison Center Calls

20

Persons Dying With a Mention of Heroin in Dallas County 2002-2008



Number of Heroin Exposures Reported to the Texas Poison Center Network from Dallas County



Heroin Deaths in Dallas County & Heroin Related Poison Control Calls

Sources: University of Texas at Austin, Center for Social Work Research; Texas Poison Center Network, Texas Department of State Health Services

Information and Referral

The Council on Alcohol and Drug Abuse
214-522-8600
www.dallascouncil.org

Juvenile/Adolescent Resources

AI – Anon – Dallas Area
214-363-0416
www.dallasal-anon.org

Above the Influence
www.freevibe.com

The Cool Spot
www.thecoolspot.gov

The Partnership at DrugFree.org
www.drugfree.org

The Partnership for a Drug Free Texas
www.drugfreetexas.org

Tobacco Free Kids
www.tobaccofreekids.org

Juvenile/Adolescent Treatment

Holmes Street (Males Only)
214-421-7580

Nexus Recovery Center (Females Only)
214-321-0156 ext. 2110
www.nexusrecovery.org

Phoenix House
214-999-1044 ext. 3156
www.phoenixhouse.org

Right Step
1-817-857-9100
1-877-627-4389
www.rightstep.com

Shoreline
1-800-628-3265
www.chemicaldependency.com

Starlite Recovery Center
1-800-292-0148
www.starliterecovery.com

Summer Sky
1-888-857-8857
www.summersky.us

Sundown Ranch
1-903-479-3933
www.sundownranchinc.com

Adult Treatment

Contact for Referrals
The Council on Alcohol and Drug Abuse
214-522-8600
www.dallascouncil.org

Local Community Coalitions

Alliance on Underage Drinking (ALoud)
Chelsea Archer
214-522-8600 ext. 205
www.facebook.com/aloudtx

Coalition on Mental Illness
Mental Health America
214-871-2420
www.mhadallas.org

Dallas Area Drug Prevention Partnership (DADPP)
Chelsea Archer
214-522-8600 ext. 205
www.drugfreedallas.org
www.facebook.com/DADPP

Resources

22

Tobacco – Free North Texas (TNT)

Natalie Buxton
214-522-8600 ext. 228
www.facebook.com/tobaccofreentx
www.tobaccofreentx.blogspot.com
www.twitter.com/tobaccofreentx

Texas Alliance for Drug Endangered Children

Justin Mazzeo
214-522-8600 ext. 256
www.texasdec.org

Texans Standing Tall

Nicole Holt
512-442-7501
www.texansstandingtall.org

Texas Substance Abuse Prevention Coalition

John Dornheim
john.dornheim@hcahealthcare.com

Adult and Parent Resources

Alcoholics Anonymous
214-887-6699
www.aadallas.org

Narcotics Anonymous
972-699-9306
www.dallasareana.org

The Partnership at DrugFree.org
www.drugfree.org

The Partnership for a Drug Free Texas
www.drugfreetexas.org

Time to Talk
www.timetotalk.org

Parents. The Anti – Drug
www.theantidrug.com

Other Resources

The Council on Alcohol and Drug Abuse
214-522-8600
www.dallascouncil.org

Community Anti – Drug Coalitions of America
www.cadca.org

Mothers Against Drunk Driving (MADD)
www.madd-metroplex.org

National Clearinghouse for Alcohol and Drug Information
www.store.samhsa.gov/home

National Institute on Drug Abuse
www.nida.nih.gov

Office of National Drug Control Policy
www.whitehousedrugpolicy.gov

Prevention Resource Center – Region 3
www.prc3.org

Substance Abuse and Mental Health Services Administration (SAMHSA)
www.samhsa.gov

Texas Department of State Health Services
www.dshs.state.tx.us

Tobacco Cessation

www.surgeongeneral.gov/tobacco
www.tobacco-cessation.org
www.cancer.gov/cancertopics/factsheet/Tobacco/cessation

Acknowledgements

We extend our appreciation to the following organizations for their assistance in collecting data for this index.

Centers for Disease Control and Prevention

Dallas Independent School District

Fatality Analysis Reporting System (FARS)

Texas Department of Education
Information Analysis Division

Texas Department of Family and Protective Services

Texas Department of State Health Services
Center of Health Statistics
TB/HIV/STD Epidemiology and Surveillance
Mental Health and Substance Abuse Division
Texas Poison Center Network

Texas Department of Public Safety
Uniform Crime Reporting

Texas Juvenile Probation Commission

University of Texas at Austin, Center for Social Work Research

 **DADPP** Dallas Area Drug
Prevention Partnership
www.drugfreedallas.org

the council
ON ALCOHOL & DRUG ABUSE
www.dallascouncil.org