

Dallas County 2016 Drug Impact Index



*Creating a community that is informed,
engaged, and empowered to
prevent youth drug use*



the council
ON ALCOHOL & DRUG ABUSE

Dallas County Drug Impact Index

The misuse of alcohol and drugs is one of the most critical public health problems of our time. In 2015, over 27 million people in the United States reported current use of illicit drugs or misuse of prescription drugs, and over 66 million people reported binge drinking in the past month. It is estimated that the yearly economic impact of substance misuse and substance use disorders is \$249 billion for alcohol misuse and alcohol use disorders and \$193 billion for illicit drug use and drug use disorders. (Facing Addiction in America: The Surgeon General's Report on Alcohol, Drugs, and Health, 2016). Finding ways to reduce these negative effects is a worthwhile goal.

The Dallas County Drug Impact Index profiles local alcohol and drug use trends. It relies on archival data collected at the local level. In addition to specific drug trends, the index contains information about issues that are directly and indirectly related to substance use and misuse, such as HIV/AIDS, sexually-transmitted diseases, crime, family violence, school dropouts, and substance use disorder treatment.

This project issues a "call to action," asking our communities to act now and work to reduce the incidence and impact of alcohol and other drug misuse.

The Dallas County Drug Impact Index was developed by The Council on Alcohol and Drug Abuse and the Dallas Area Drug Prevention partnership, with support from the Substance Abuse and Mental Health Services Administration, Drug Free Communities Support Program.

Dallas Area Drug Prevention Partnership

The Dallas Area Drug Prevention Partnership (DADPP) was established in 2007 to address growing concern about heroin overdose deaths among our communities' youth. Since then, it has expanded its mission and is dedicated to reducing the incidence and impact of all drugs in the greater Dallas area. The Partnership represents a collaborative effort that is based on the simple premise that local people are in the best position to solve specific local problems and change is most likely to occur when the process engages many sectors of a community in a cooperative approach.

The coalition is made up of concerned citizens, law enforcement personnel, educators, substance abuse prevention and treatment professionals, health care providers, government officials, faith-based organizations, youth, and other area coalitions targeting youth. Together they facilitate accurate data collection, educate youth, parents and the community, promote healthy media messages, and conduct community outreach.

The Dallas Area Drug Prevention Partnership implements environmental strategies that are aimed at population-level change and seek to (1) limit youth access to substances (2) change the culture and contexts within which decisions about substance use are made, and (3) reduce the prevalence of negative consequences associated with substance use. These environmental strategies create community-wide change by challenging perceptions and increasing substance abuse awareness.

Dallas Area Drug Prevention Partnership
www.drugfreedallas.org

The Council on Alcohol & Drug Abuse
www.dallascouncil.org

Dallas County Drug Impact Index - 2016

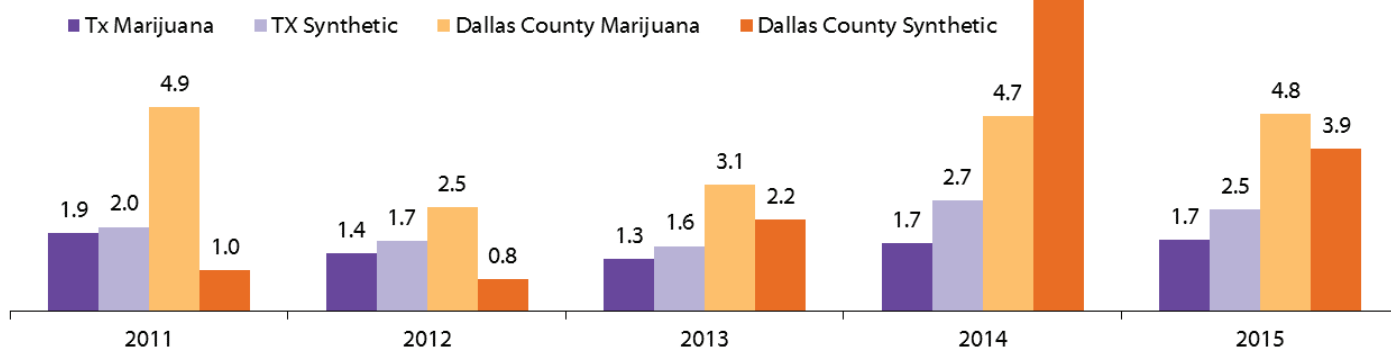
1	Poison Center Calls
2-3	HIV
4	Sexually Transmitted Diseases
5-6	Alcohol & Drug Related Deaths
7	Alcohol Related Motor Vehicle Fatalities
8	Violent Crime
9-10	Juvenile Arrests for Alcohol & Drugs
10-11	Adult Arrests for Alcohol & Drugs
13	Incidents of Family Violence
14	Teen Mothers
15	School Dropouts
16	Drug Treatment Admissions
17	Heroin Treatment Admissions
18	Juvenile Delinquency
19-21	Youth Use Data (Region 3)
22-23	Resources

1

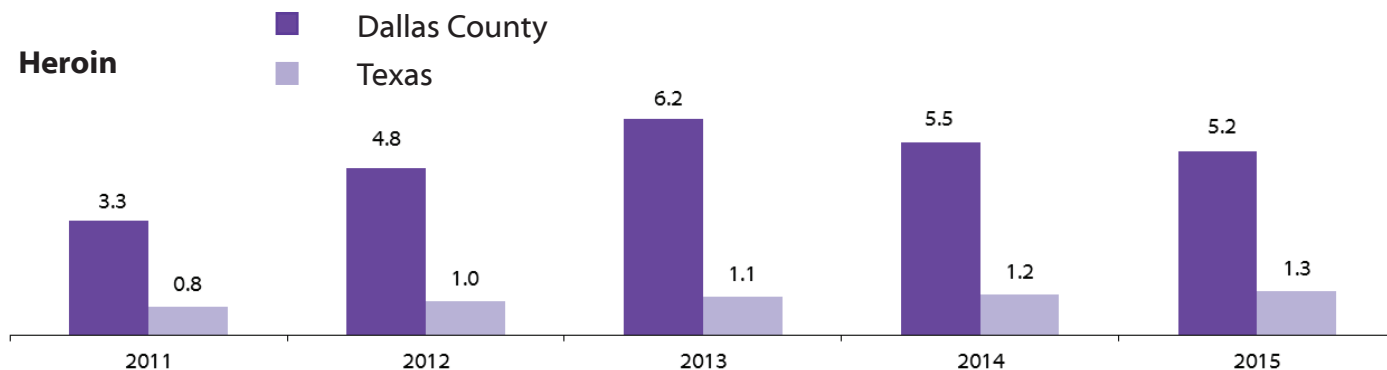
Poison Center Call Rates

Call Rates to Poison Control in Dallas County per 100,000 Residents

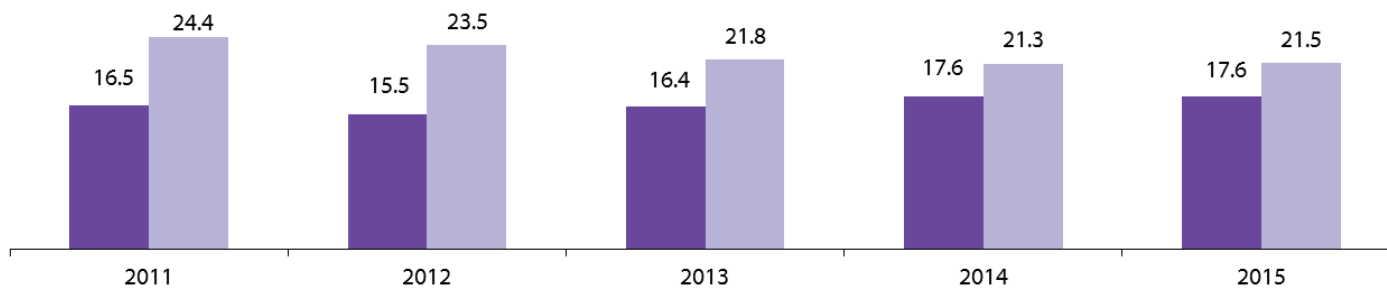
Marijuana & Synthetic Marijuana



Heroin



Benzodiazepines



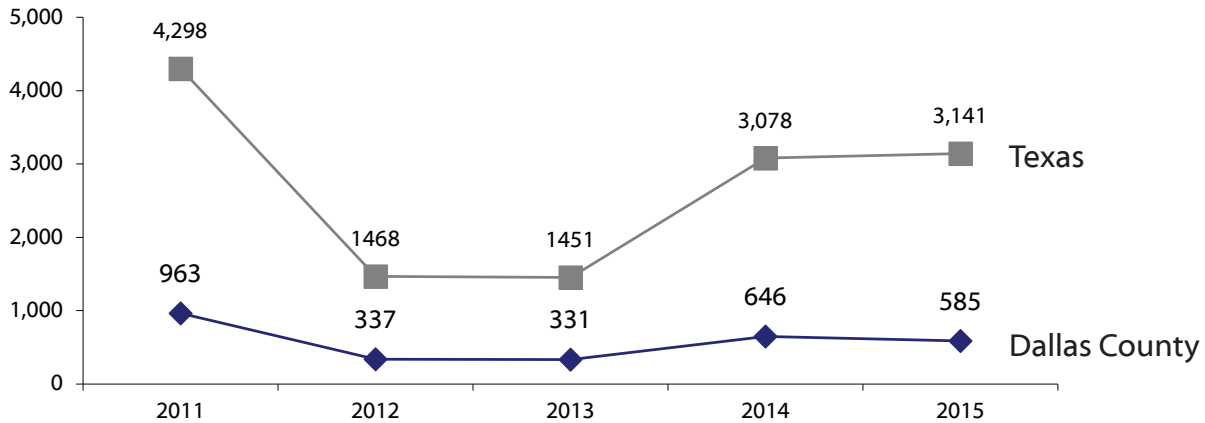
Calls To Poison Control

Source: Texas Poison Center Network

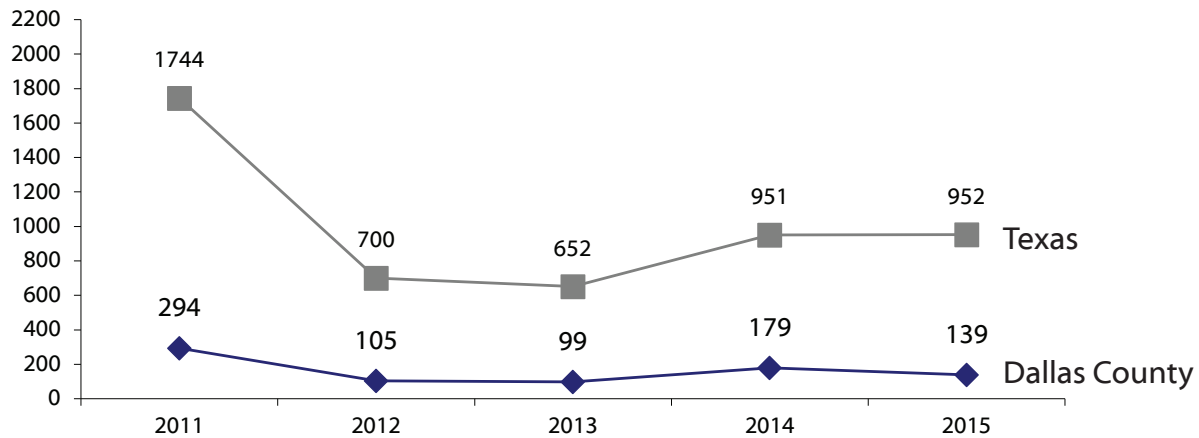
New HIV Diagnoses by Mode of Exposure

2

Mode of Exposure: Homosexual



Mode of Exposure: Heterosexual



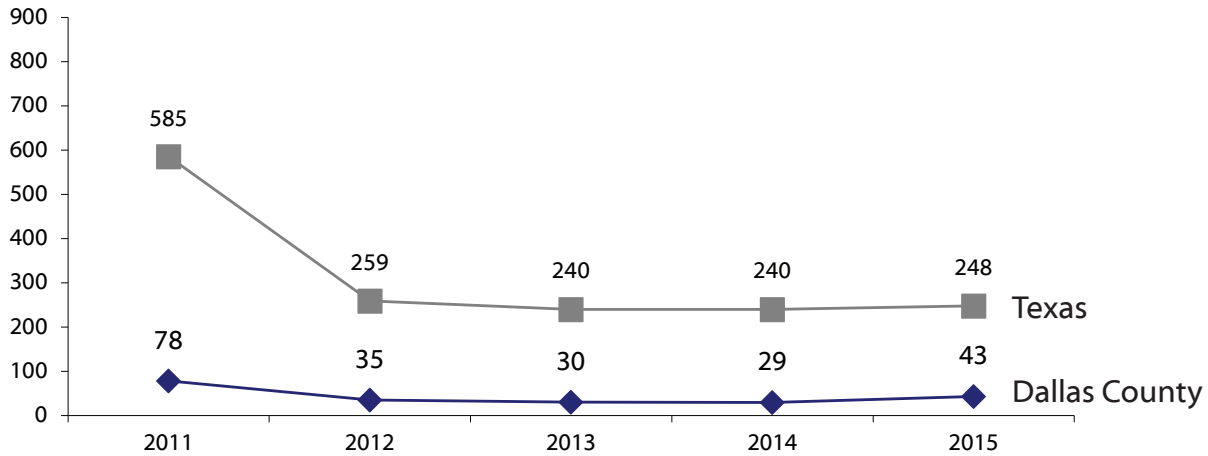
New HIV/AIDS Diagnoses by Mode of Exposure - Dallas County & Texas

Source: Raw data from TB/HIV/STD Epidemiology and Surveillance, Texas Department of State Health Services

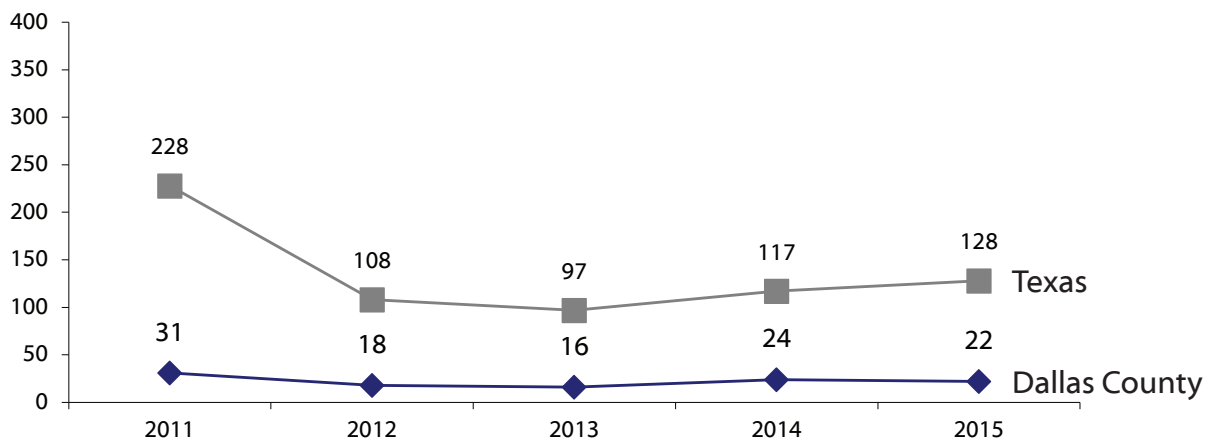
3

New HIV Diagnoses by Mode of Exposure

Mode of Exposure: Injection Drug Use (IDU)



Mode of Exposure: Homosexual & IDU

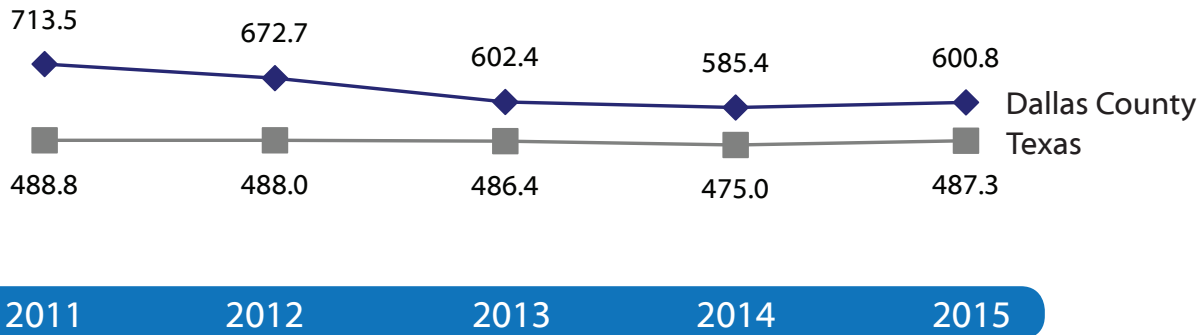


New HIV/AIDS Diagnoses by Mode of Exposure - Dallas County & Texas

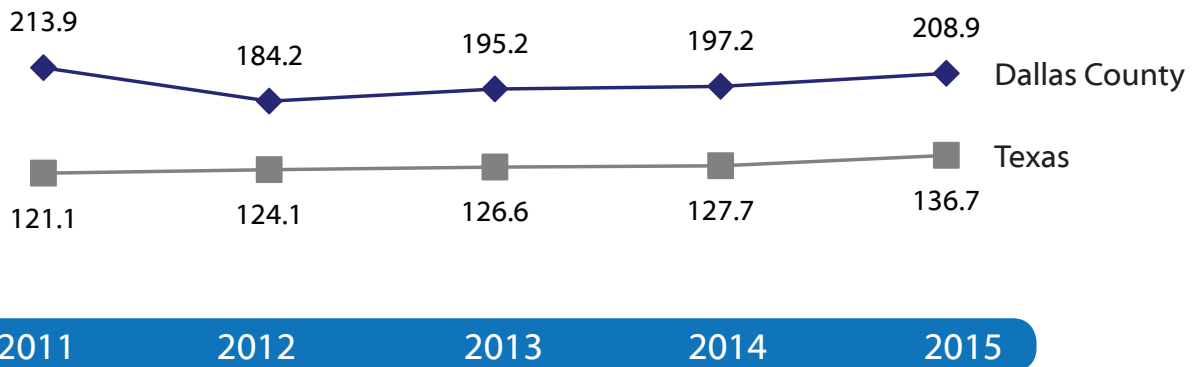
Source: Raw data from TB/HIV/STD Epidemiology and Surveillance, Texas Department of State Health Services

Sexually Transmitted Diseases

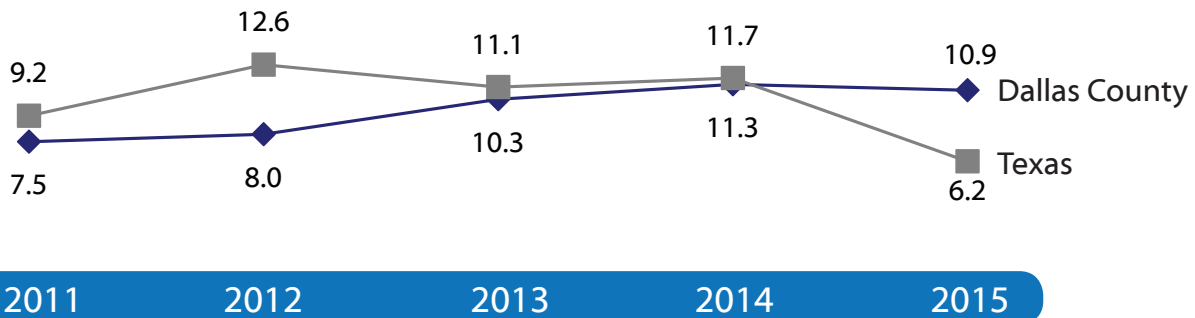
Chlamydia Rates per 100,000 Residents



Gonorrhea Rates per 100,000 Residents



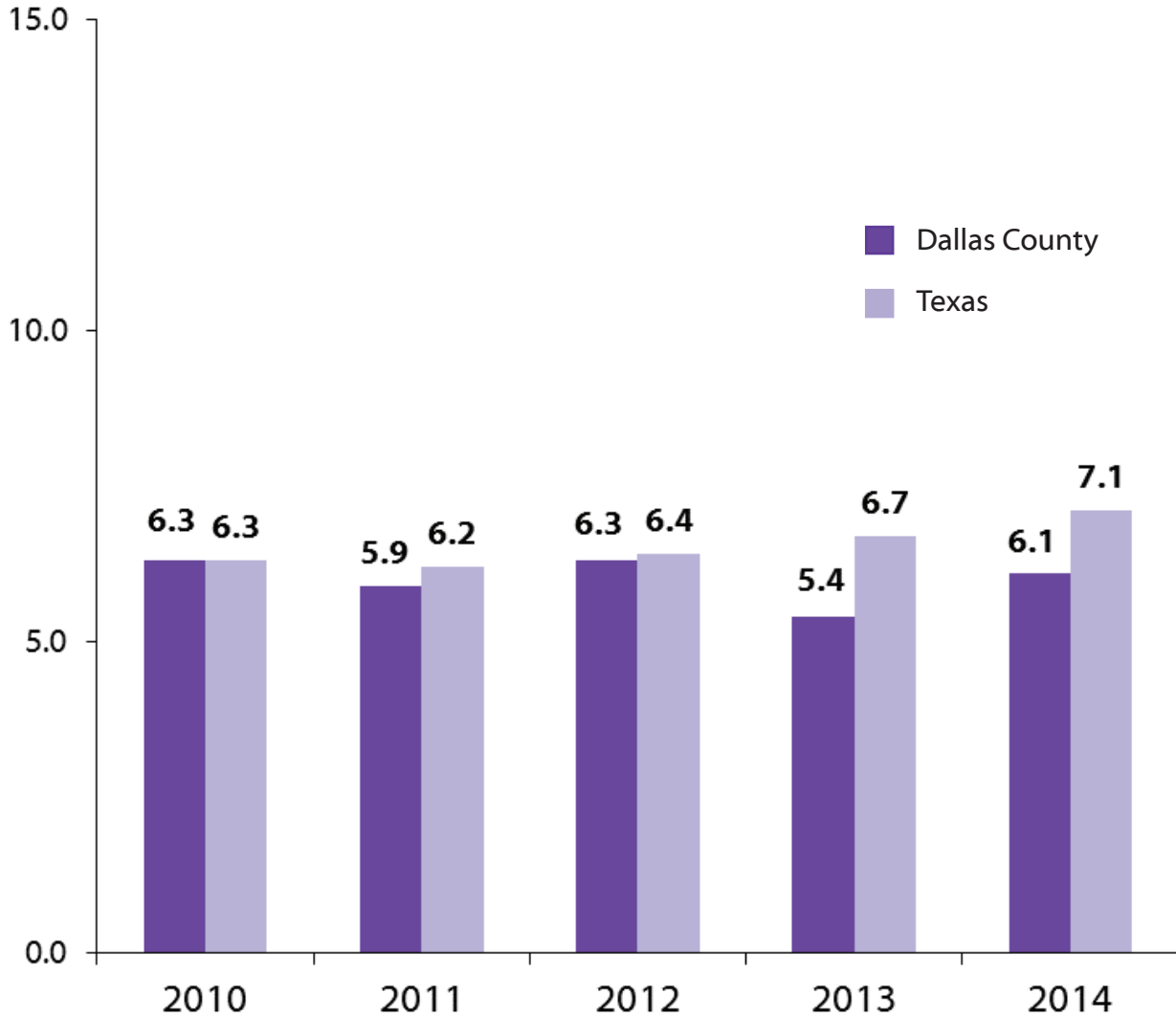
Primary & Secondary Syphilis Rates per 100,000 Residents



5

Alcohol Related Death Rates

Rates of Alcohol as Underlying Cause of Death per 100,000 Residents



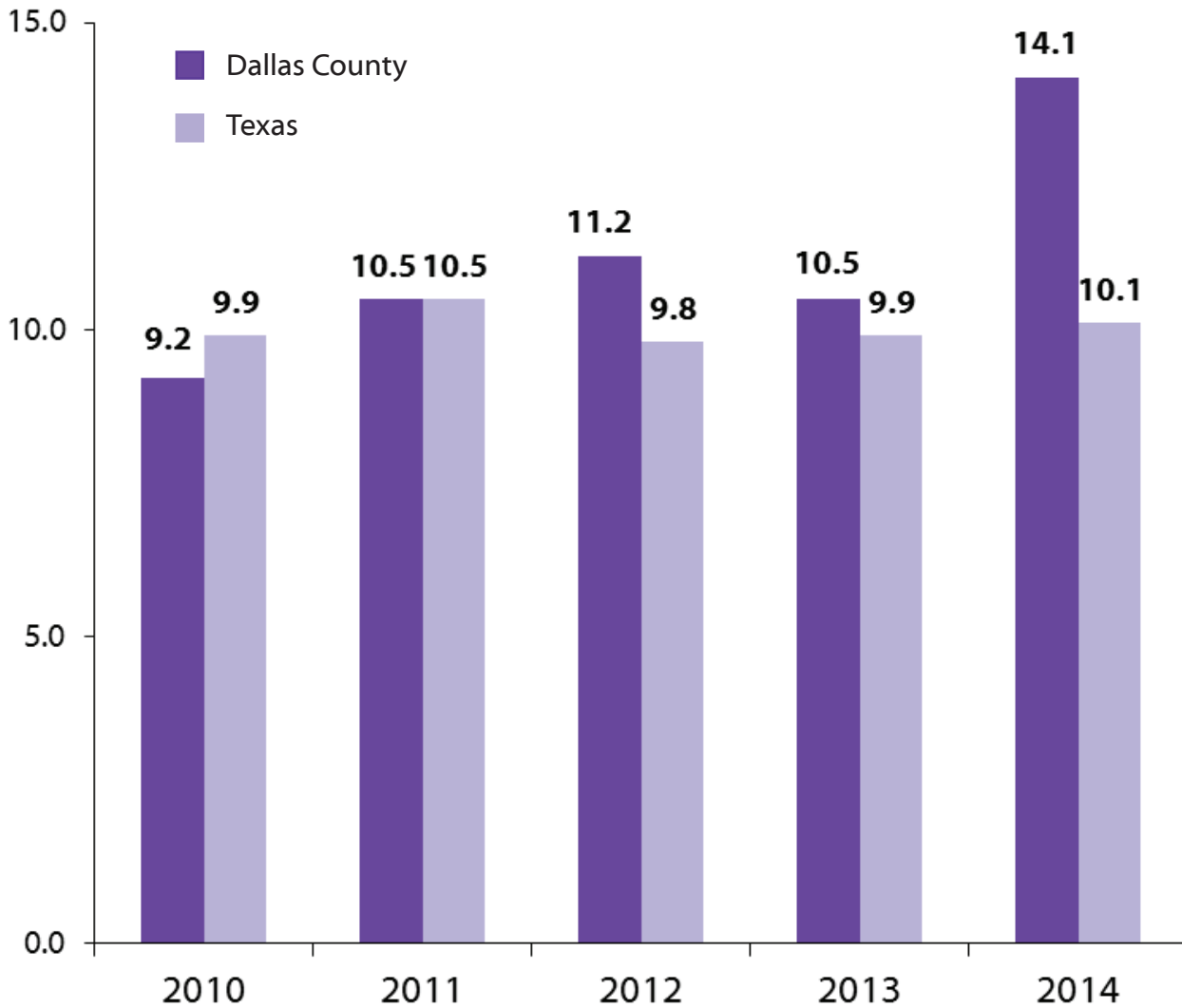
Deaths Related to Alcohol Use - Dallas County & Texas Rates shown are crude rates per 100,000 residents

Source: CDC WONDER Online Database, Underlying Cause of Death, 2010-2014

Other Drug Related Death Rates

6

Rates of Others Drugs as Underlying Cause of Death per 100,000 Residents



Deaths Related to Other Drug Use - Dallas County & Texas

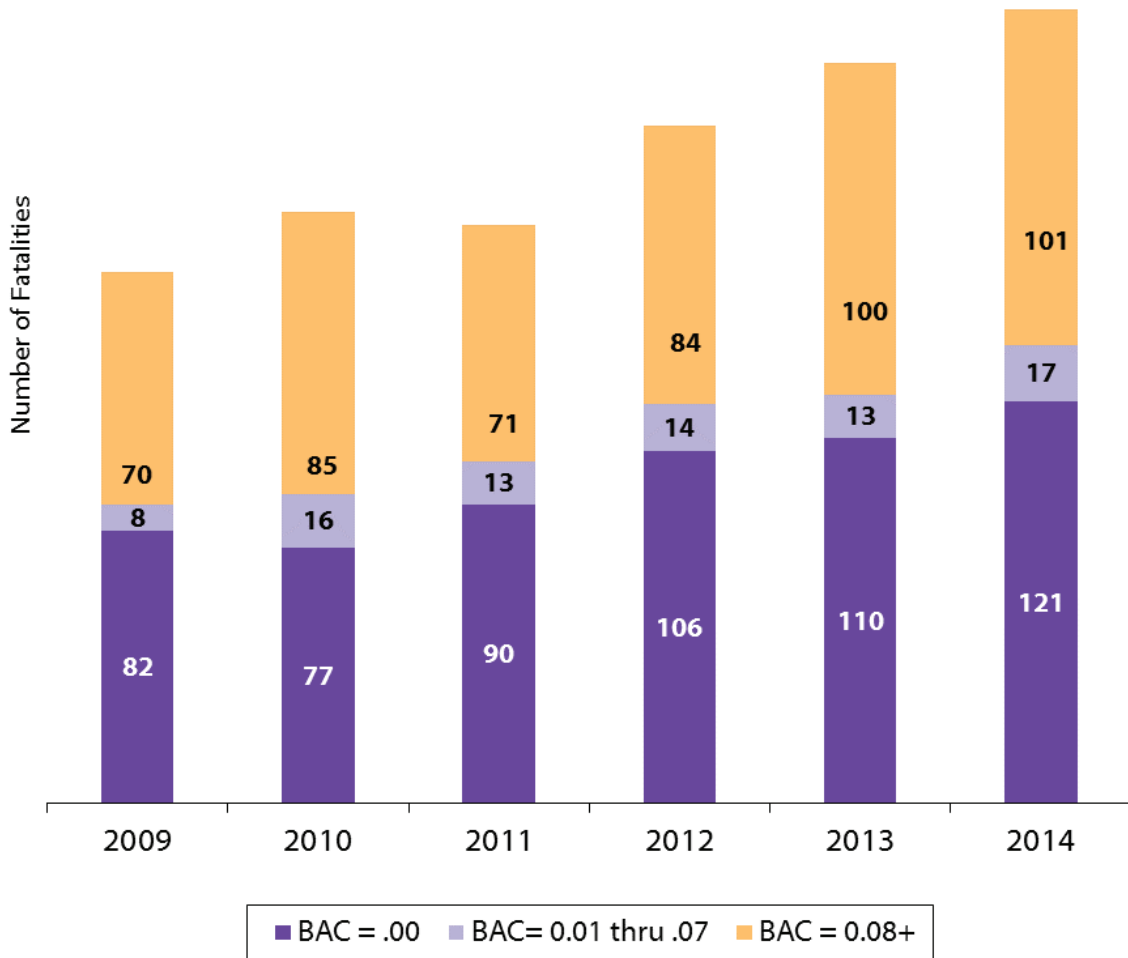
Percents shown are percent of Total Dallas County & Total Texas Deaths

Source: CDC WONDER Online Database, Underlying Cause of Death, 2010-2014

7

Alcohol Related Motor Vehicle Fatalities

**Traffic Fatalities in Dallas County
by Blood Alcohol Content**

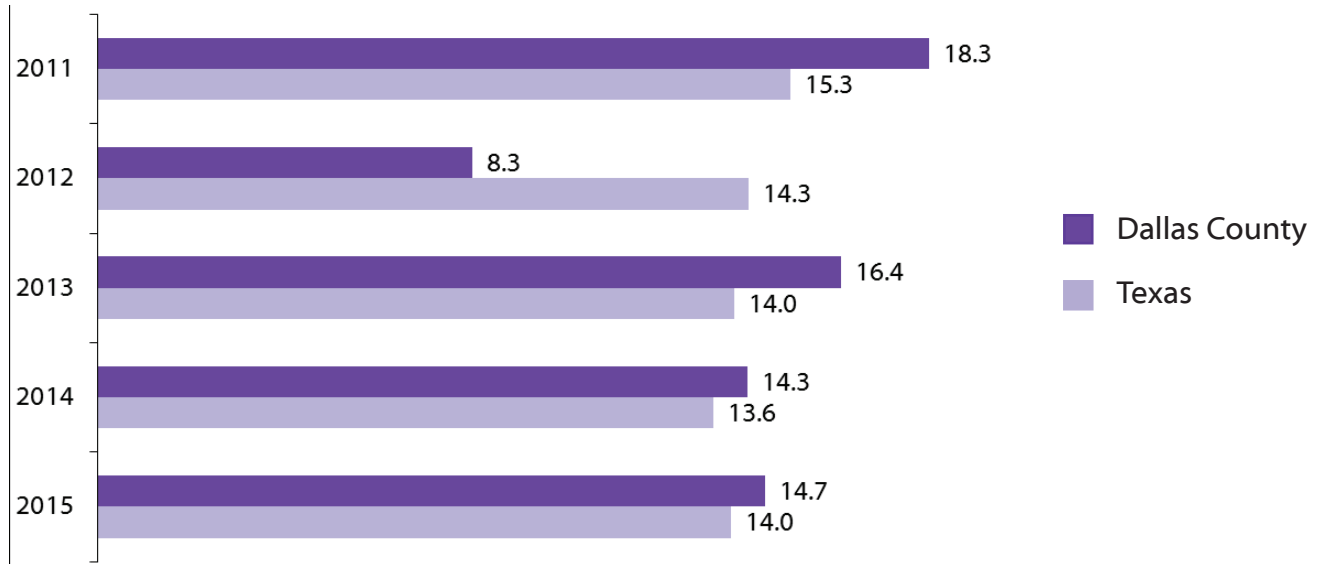


Traffic Fatalities in Dallas County by Blood Alcohol Content (BAC) 2009-2014

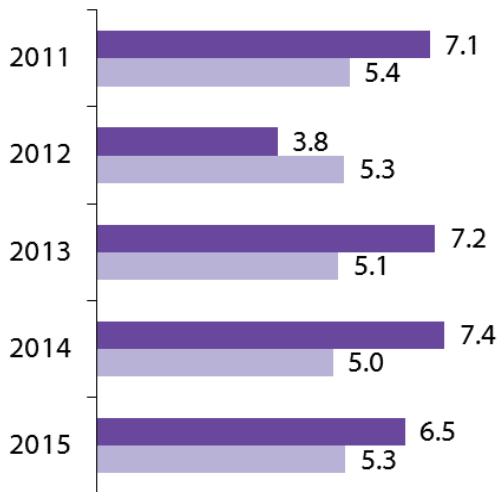
Source: Fatality Analysis Reporting System (FARS) Encyclopedia. <http://www-fars.nhtsa.dot.gov>

Violent Crimes

Adult Arrest Rates for Violent Crimes per 10,000 Adults: Dallas County & Texas



Juvenile Arrest Rates for Violent Crimes per 10,000 Juveniles: Dallas County & Texas



Adult & Juvenile Arrests for Violent Crimes in Dallas County & Texas

“Violent Crime” includes Murder, Robbery, Rape, and Aggravated Assault offenses.

Source: Texas Department of Public Safety (2011 ,2013 ,2014 ,2015) & The Federal Bureau of Investigation (2012)

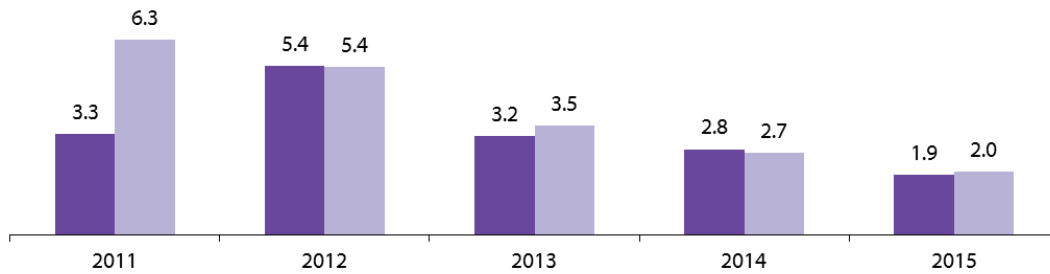
9

Juvenile Arrest Rates for Alcohol

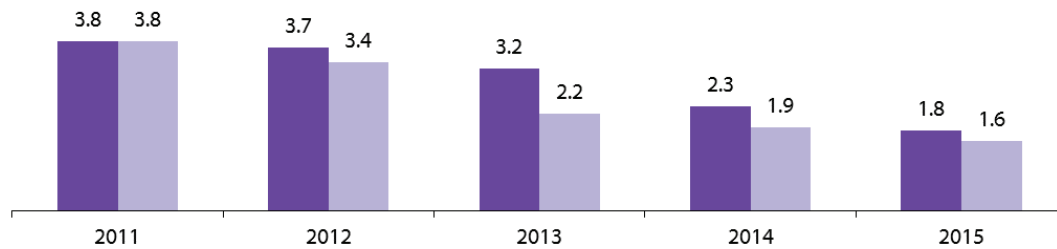
DWI/DUI Arrest Rates per 10,000 Juveniles



Liquor Violations Arrest Rates per 10,000 Juveniles



Public Intoxication Arrest Rates per 10,000 Juveniles



Juvenile Arrest Rates for Alcohol per 10,000 Juveniles in Dallas County & Texas

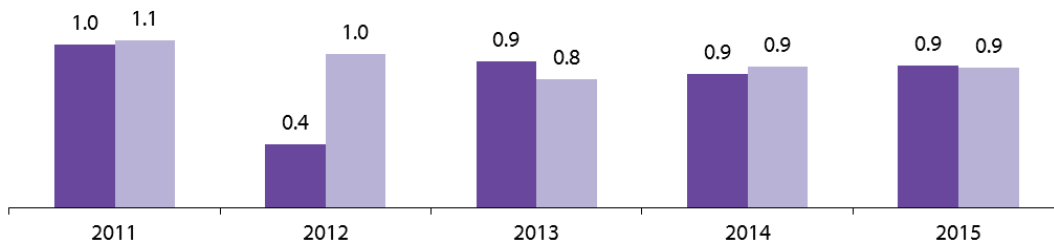
Source: Texas Department of State Health Services; Texas Department of Public Safety (2011, 2013, 2014, 2015) & The Federal Bureau of Investigation (2012)

Juvenile Arrest Rates for Drugs

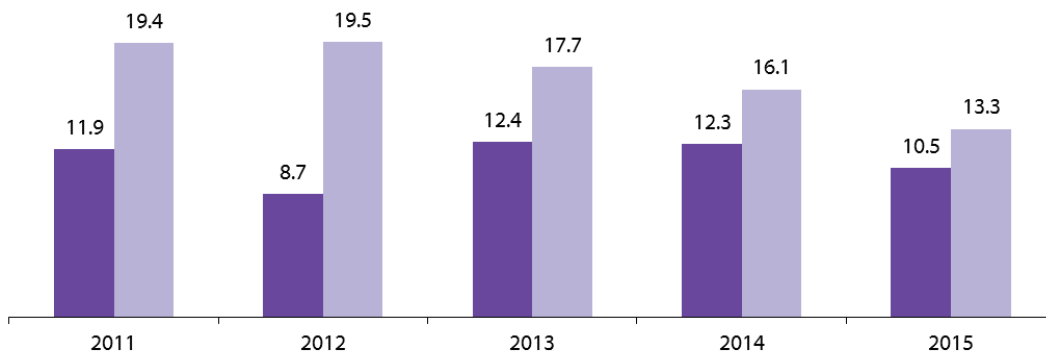
10

Dallas County
Texas

Drug Trafficking Arrest Rates per 10,000 Juveniles



Drug Possession Arrest Rates per 10,000 Juveniles

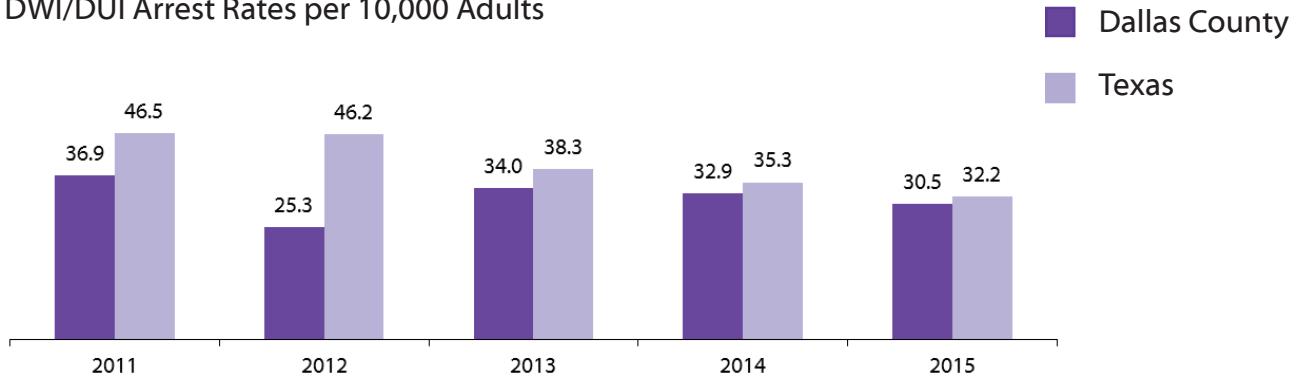


Juvenile Arrest Rates for Drugs in Dallas County & Texas

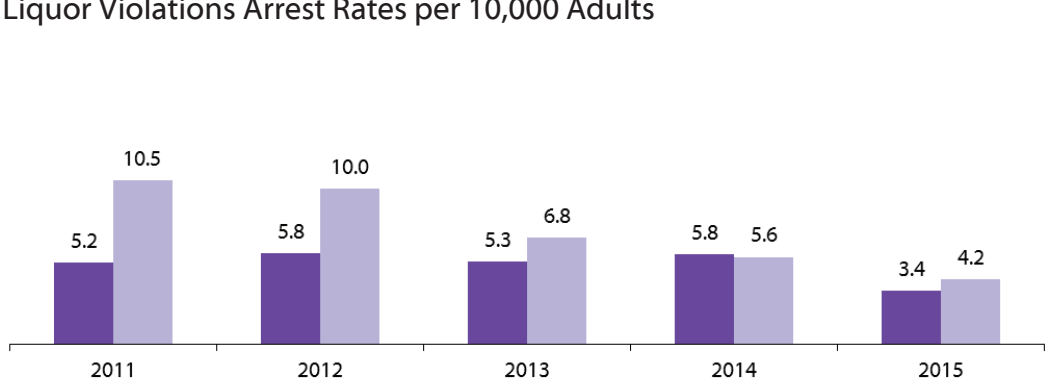
Source: Texas Department of State Health Services; Texas Department of Public Safety (2011, 2013, 2014, 2015) & The Federal Bureau of Investigation (2012)

Adult Arrest Rates for Alcohol

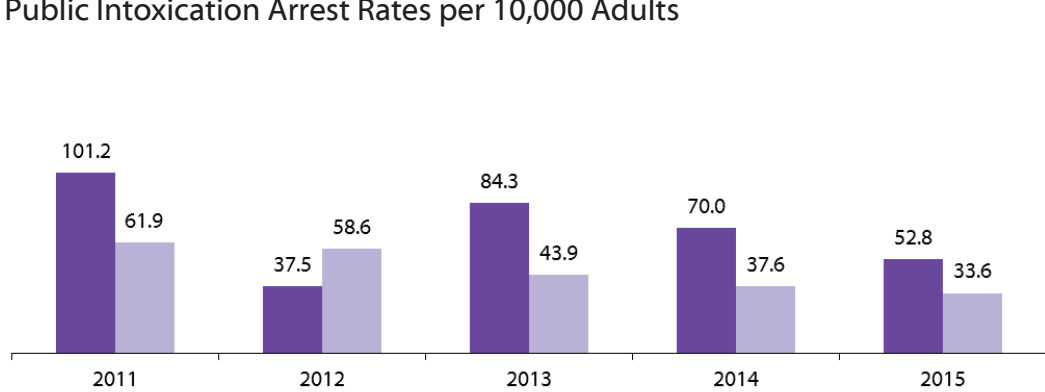
DWI/DUI Arrest Rates per 10,000 Adults



Liquor Violations Arrest Rates per 10,000 Adults



Public Intoxication Arrest Rates per 10,000 Adults



Adult Arrests for Alcohol per 10,000 Adults in Dallas County & Texas

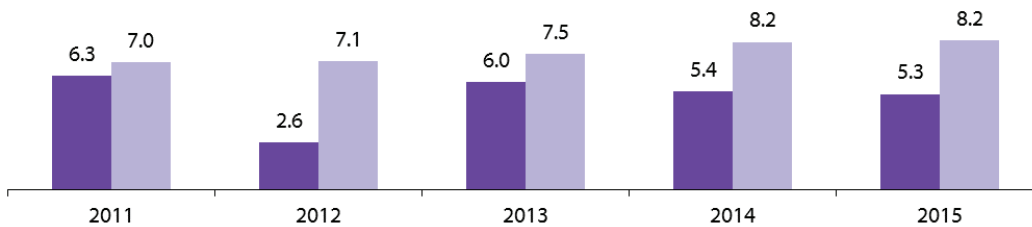
Source: Texas Department of State Health Services; Texas Department of Public Safety (2011, 2013, 2014, 2015) & The Federal Bureau of Investigation (2012)

Adult Arrest Rates for Drugs

12

Dallas County
Texas

Drug Trafficking Arrest Rates per 10,000 Adults



Drug Possession Arrest Rates per 10,000 Adults



Adult Arrests for Drugs per 10,000 Adults in Dallas County & Texas

Source: Texas Department of State Health Services; Texas Department of Public Safety (2011, 2013, 2014, 2015) & The Federal Bureau of Investigation (2012)

13

Family Violence Incidents

Police Dept.	2011	2012	2013	2014	2015
Dallas PD	15,062	14,307	13,486	13,683	14,123
Addison	184	148	124	147	154
Balch Springs	291	287	305	236	251
Baylor Scott&White Heal	10	17	14	14	11
Carrollton PD	394	378	400	343	401
Cedar Hill ISD	0	0	0	0	0
Cedar Hill PD	364	343	325	279	271
Cockrell Hill	36	52	19	25	16
Coppell	96	87	84	101	98
Dallas Co Hosp Dist	1	2	4	4	8
Desoto	559	602	603	582	552
Duncanville	239	210	109	198	233
Farmers Branch	141	121	135	117	146
Garland	1,866	1,832	2,014	2,121	2,085
Glenn Heights	119	125	81	102	126
Grand Prairie	969	1,060	974	990	1,049
Highland Park	14	5	8	10	6
Hutchins	33	30	14	1	22
Irving	925	515	605	484	555
Lancaster	400	438	408	190	383
Mesquite	908	996	953	990	973
Mountain View College	0	0	2	0	0
Northlake College	1	0	1	0	0
Ovilla	4	9	7	5	8
Richardson	327	296	294	302	293
Richland College	0	0	0	1	0
Rowlett	263	222	231	235	285
Sachse	67	53	51	53	65
Seagoville	96	85	86	74	81
Southern Methodist Univ	4	3	2	2	2
University Park	8	18	9	17	19
UT Dallas	7	3	3	5	1
UT Med School - Dallas	3	4	9	9	1
Wilmer	33	31	35	32	24
Dallas CO SO	48	33	23	39	44
Dallas County	23,472	22,312	21,418	21,391	22,286
<i>Rate per 10,000 Residents</i>	<i>97.5</i>	<i>90.9</i>	<i>86.4</i>	<i>84.9</i>	<i>87.3</i>
Texas	177,983	188,992	185,453	185,817	194,872
<i>Rate per 10,000 Residents</i>	<i>69.4</i>	<i>72.5</i>	<i>70.1</i>	<i>68.9</i>	<i>70.9</i>

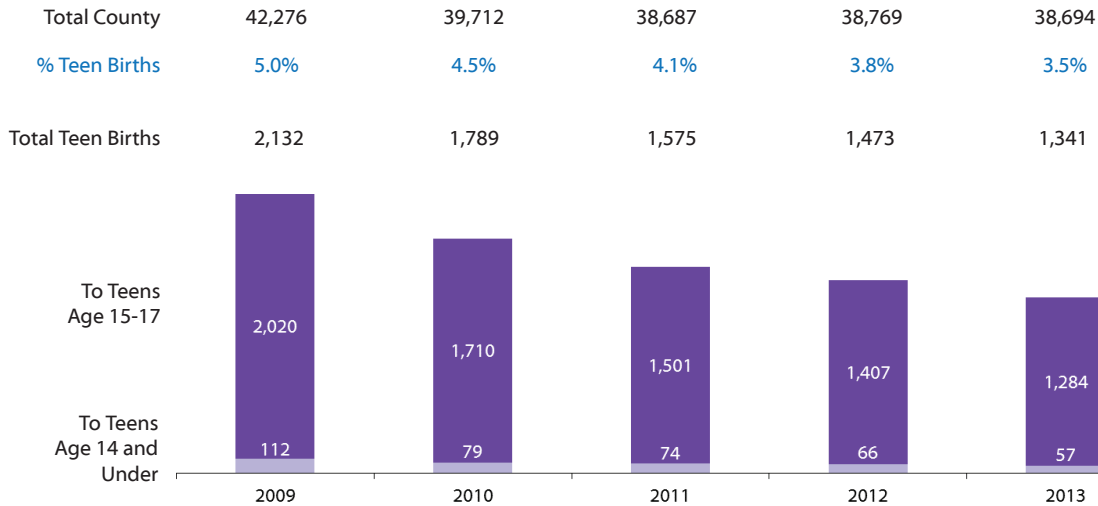
Family Violence Incidents - Dallas County & Texas Counts and Rates

Source: Texas Department of Public Safety - Texas Crime Reports

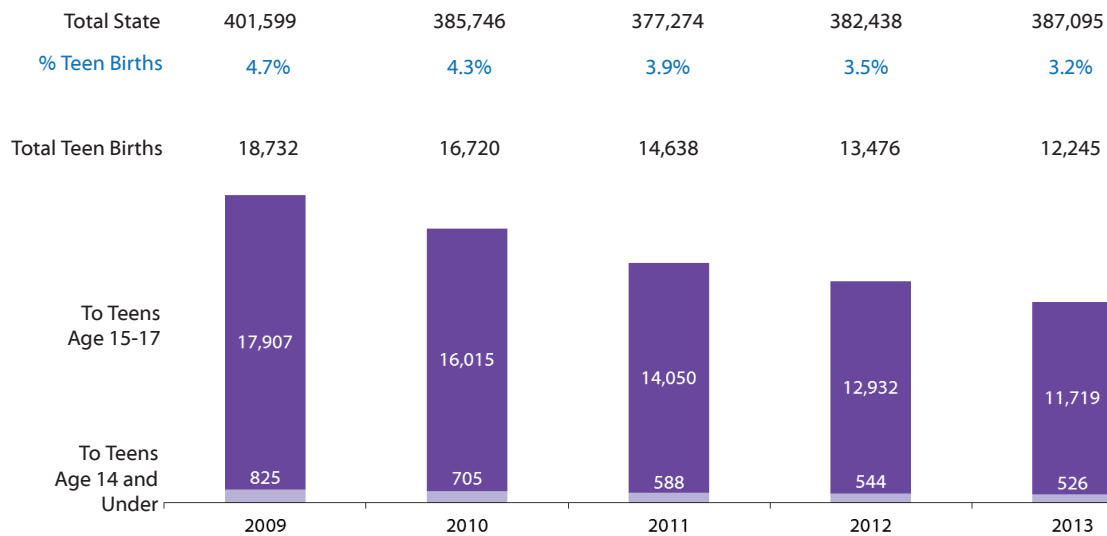
Teen Mothers

14

Dallas County Births



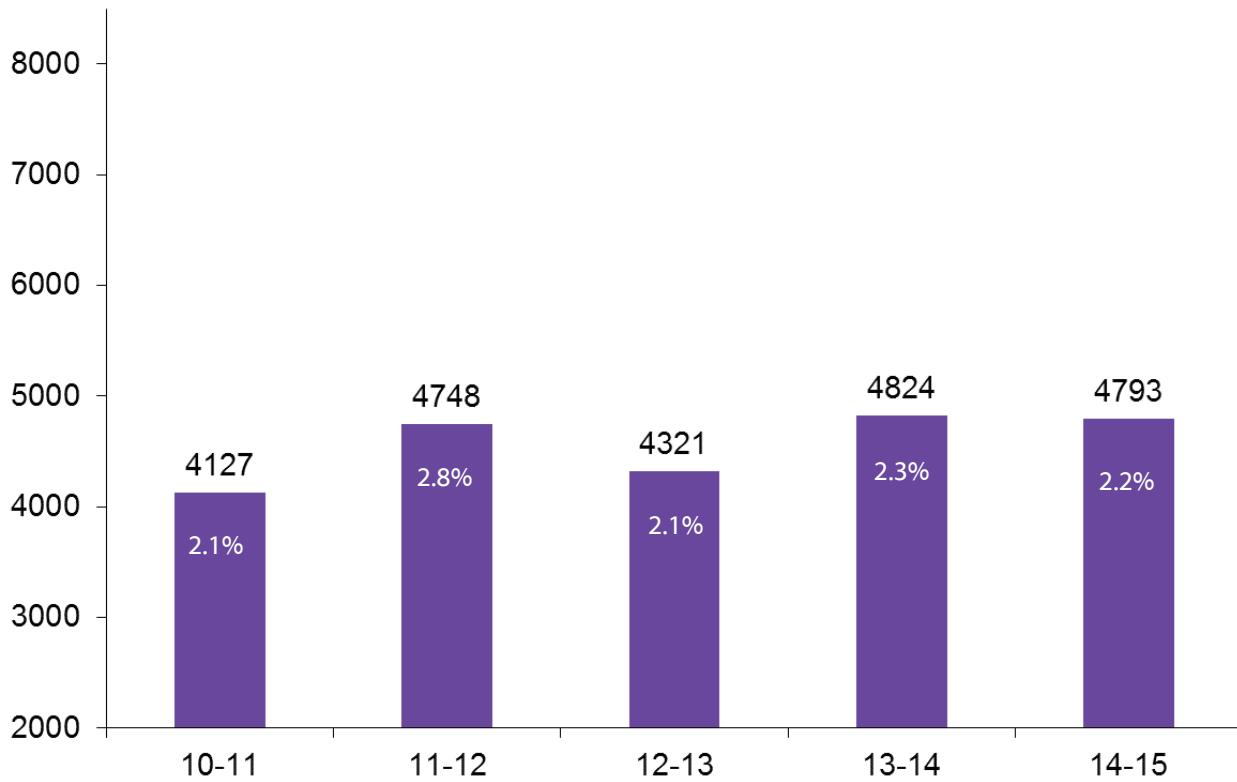
Texas Births



Teen Pregnancies Resulting in Births in Dallas County v. Texas

Source: Texas Department of State Health Services

Dallas County Public School Dropouts Grades 7-12



Texas Dropout Rates

Year	10-11	11-12	12-13	13-14	14-15
Rate	1.6%	1.7%	1.6%	1.6%	1.5%

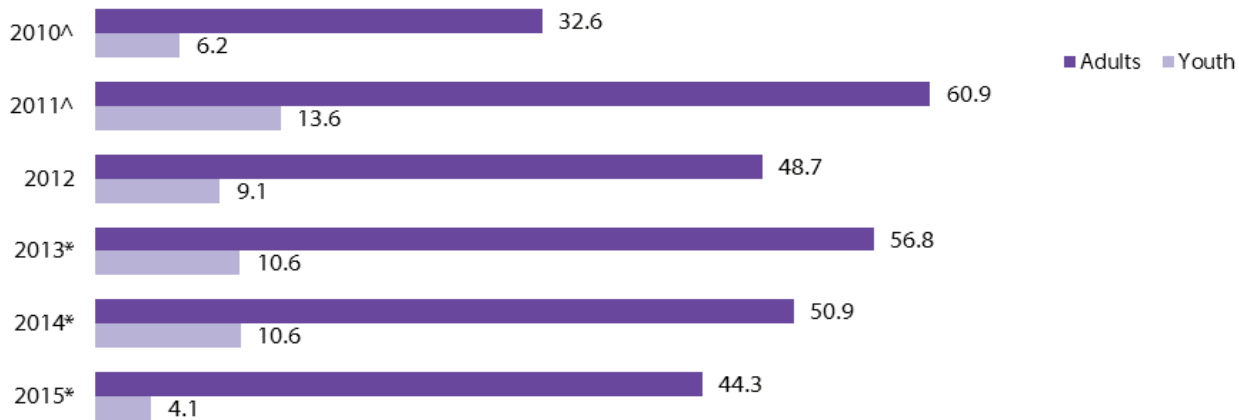
School Dropouts Grades 7-12 - Dallas County Public Schools

Source: Texas Education Agency <http://www.tea.state.tx.us/acctres/dropcomp/years.html>

Drug Treatment Admissions

16

Adult & Youth Admission Rates (per 10,000 residents) to Dallas County DSHS Funded Treatment Programs



Primary Drug at Time of Adult Admission to DSHS Funded Facilities

	2008	2009	2010 [^]	2011 [^]	2012	2013	2014	2015
Alcohol	2565	2542	1361	2717	2199	2559	2129	1936
Opioid	2574	3063	1736	3688	3034	3156	3024	2927
Cocaine (all forms)	2197	2076	594	1168	1084	1079	1092	762
Amphetamines/ Methamphetamines	843	937	524	945	765	973	1056	838
Cannabis	1303	1605	441	741	716	1249	1023	780
PCP	93	110	---	---	---	---	---	---
Sedative	---	---	---	111	75	106	90	133
Other (Barbituates, Inhalants, Ecstasy, etc.)	182	363	209	384	246	430	393	665
Polysubstance	---	---	726	893	522	717	570	241

Polysubstance is multiple drug dependence with no primary

Primary Drug at Time of Adolescent Admission to DSHS Funded Facilities

	2008	2009	2010 [^]	2011 [^]	2012	2013	2014	2015
Cannabis	729	897	275	634	428	539	621	247
Cocaine (all forms)	41	59	13	22	*	*	10	*
Opioid	254	226	24	102	74	100	49	30
Amphetamines/ Methamphetamines	*	*	*	12	*	16	18	*
Alcohol	55	32	16	18	*	*	11	*
Sedative	---	---	---	14	*	*	11	*
Other (Barbituates, Inhalants, Ecstasy, etc.)	42	45	*	*	---	*	*	*
Polysubstance	---	---	71	86	73	38	*	*

Polysubstance is multiple drug dependence with no primary

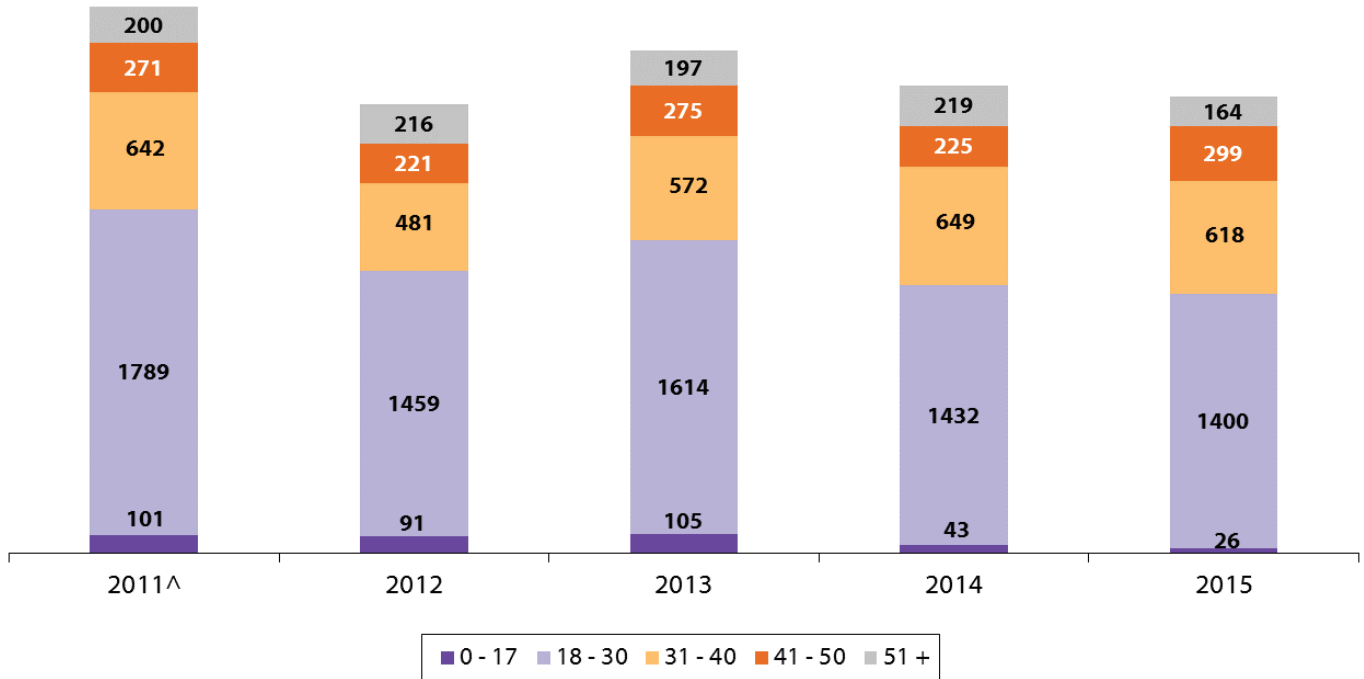
Drug Treatment Admissions - Dallas County

Source: Texas Department of State Health Services: *Counts smaller than 10 are masked

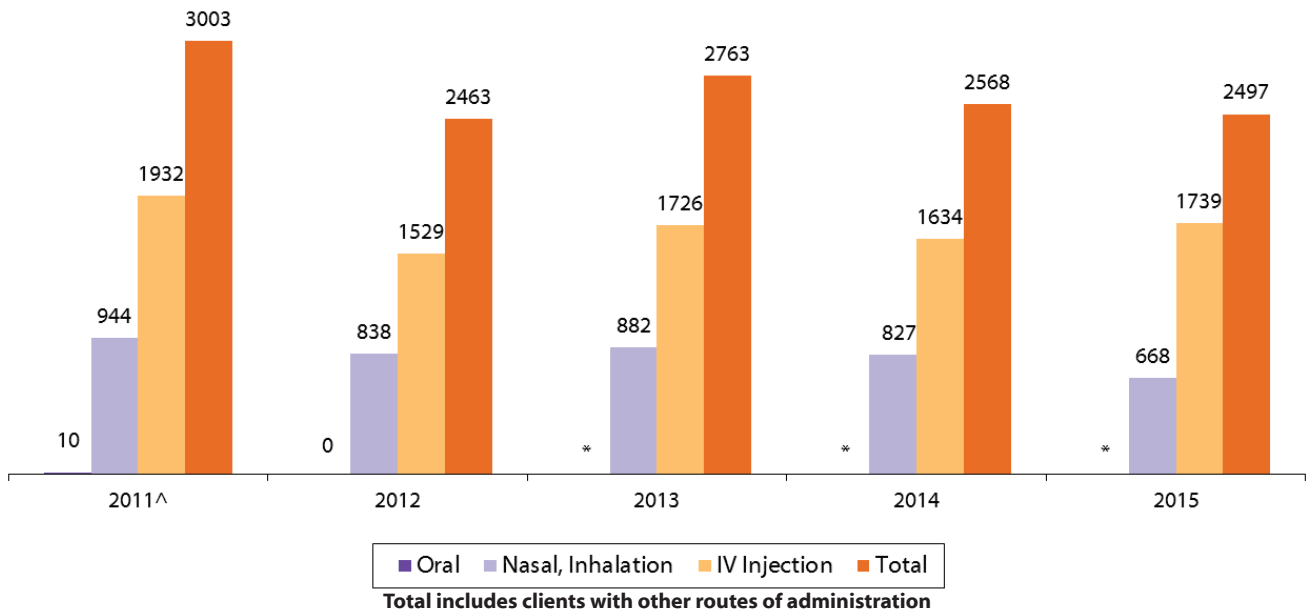
[^]2010 & 2011 Totals are incomplete due to a change in statewide reporting methods, *2013-2015 Youth rates are slightly off due to masked data/reporting restrictions

Heroin Treatment Admissions

Dallas County Heroin Admissions to DSHS Funded Treatment by Age



Dallas County Heroin Admissions to DSHS Funded Treatment by Route of Administration



Drug Treatment Admissions - Dallas County

Source: Texas Department of State Health Services: *Counts smaller than 10 are masked
[^]2010 & 2011 Totals are incomplete due to a change in statewide reporting methods

Juvenile Delinquency

18

Juvenile Delinquency Incident Rate per 10,000 Enrolled Students - Dallas County Public Schools Texas Education Agency PEIMS Report

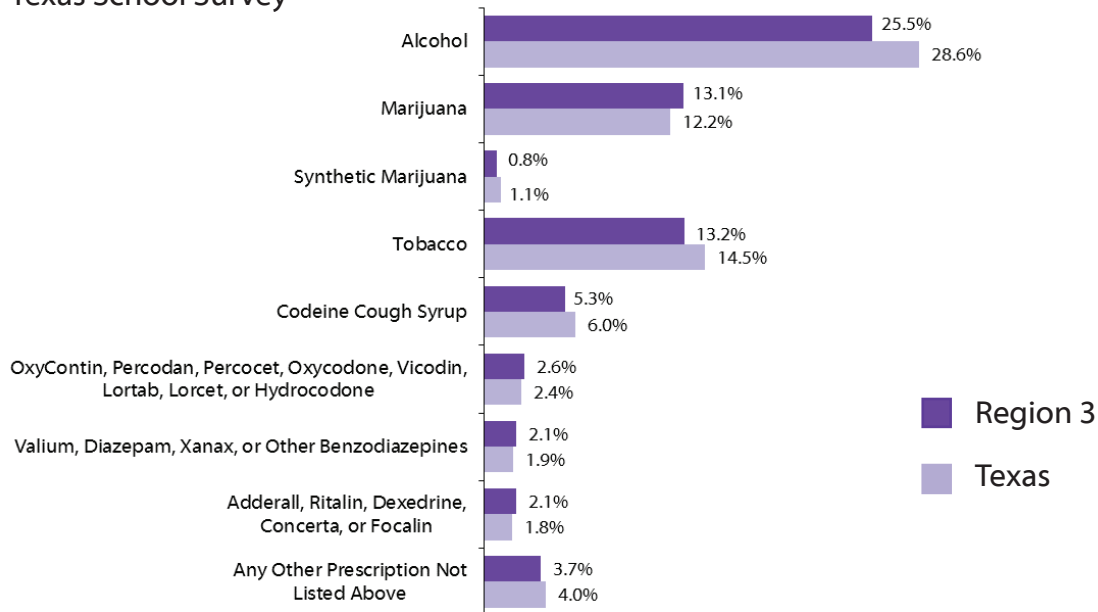
Discipline Reason	Incidents 2011-2012	Incidents 2012-2013	Incidents 2013-2014	Incidents 2014-2015
Possession/Selling Controlled Substance	46.5	50.9	58.5	56.9
Felony Controlled Substance Violation	2.1	1.8	1.5	0.9
Possession - Alcoholic Beverage	3.8	3.3	3.9	4.3
Possession - Tobacco Products	8.4	5.0	7.1	6.2
Possession - Gun, Knife, or other Weapon	0.5	0.6	0.8	0.5
Assault of School Employee/Volunteer	2.5	2.7	2.6	2.7
Assault against someone other than School Employee/Volunteer	7.9	6.7	7.4	7.2
School Related Gang Violence	5.6	3.3	5.7	4.3

Juvenile Delinquency Incidents - Dallas County

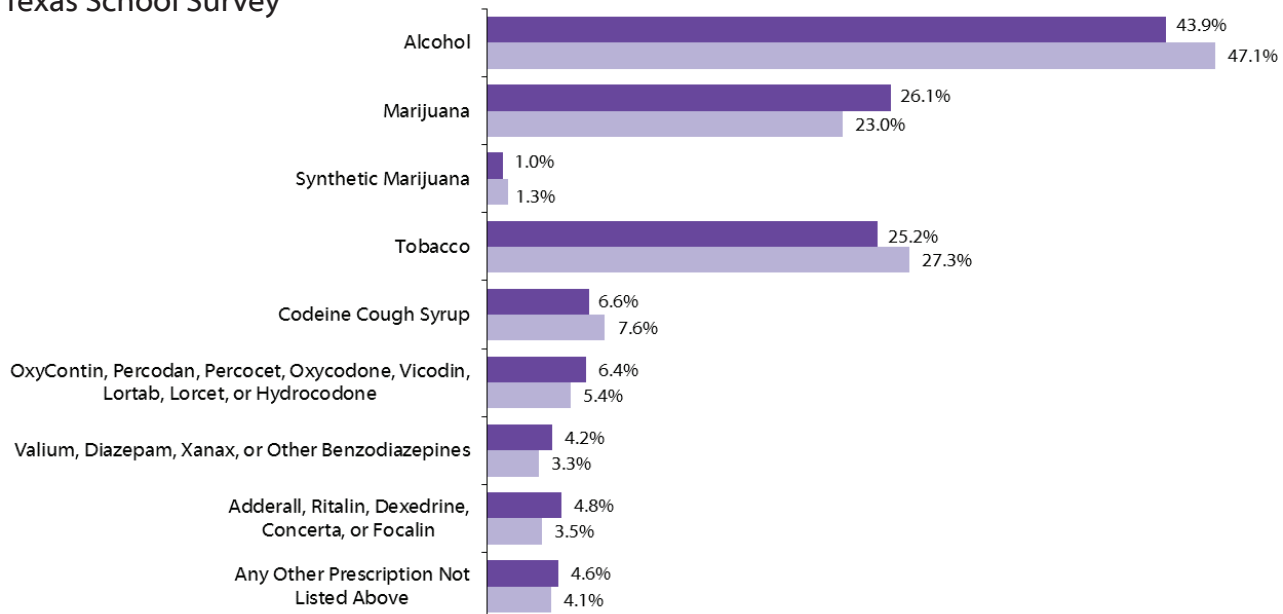
Source: Texas Education Agency PEIMS Report

Current Youth Alcohol & Other Drug Use

2016 Current Use (Past Month) Among Grades 7-12 for Texas HHSC, Region 3 & Texas
Texas School Survey



2016 Current Use (Past Month) Grade 12 for Texas HHSC, Region 3 & Texas
Texas School Survey



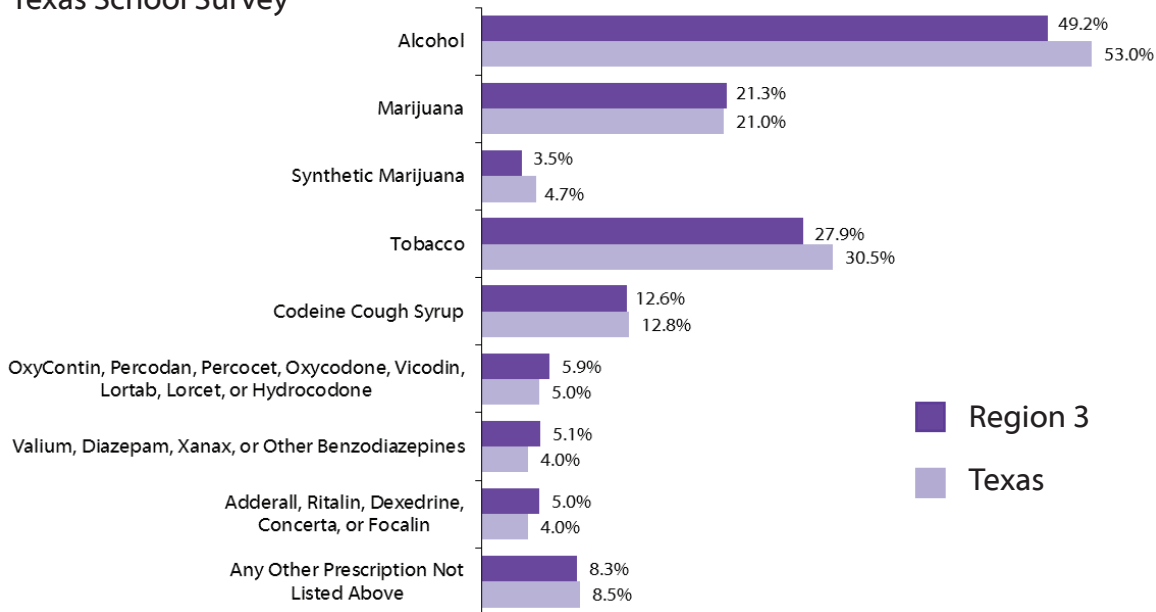
Current Youth Alcohol and Other Drug Use Data for Region 3 & Texas

Source: Citation: Wood, S. M., Marchbanks, M. P., Dyer, J., Seibert, A.L., & Pearson, S. (2016). Texas School Survey of Drug and Alcohol Use 1998 – 2016 [2016 Data File]. Available from the Public Policy Research Institute Website: <http://texasschoolsurvey.org/Report>.

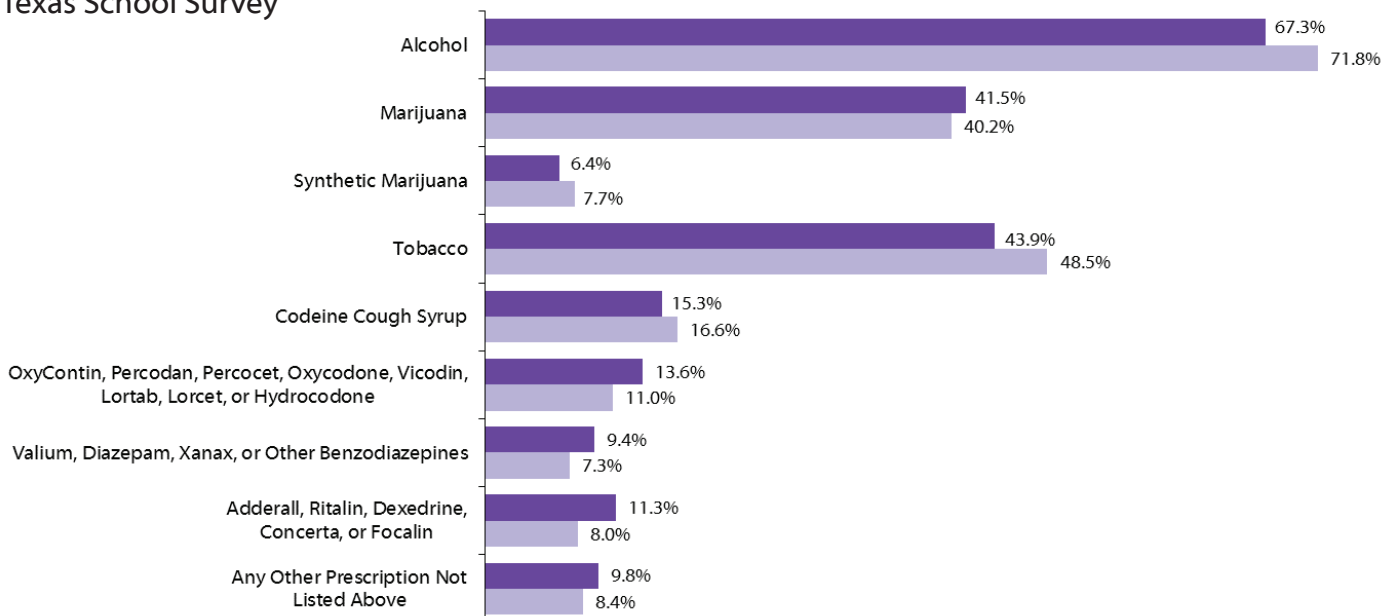
Lifetime Youth Alcohol & Other Drug Use

20

2016 Lifetime Use Among Grades 7-12 for Texas HHSC, Region 3 & Texas Texas School Survey



2016 Lifetime Use Grade 12 for Texas HHSC, Region 3 & Texas Texas School Survey

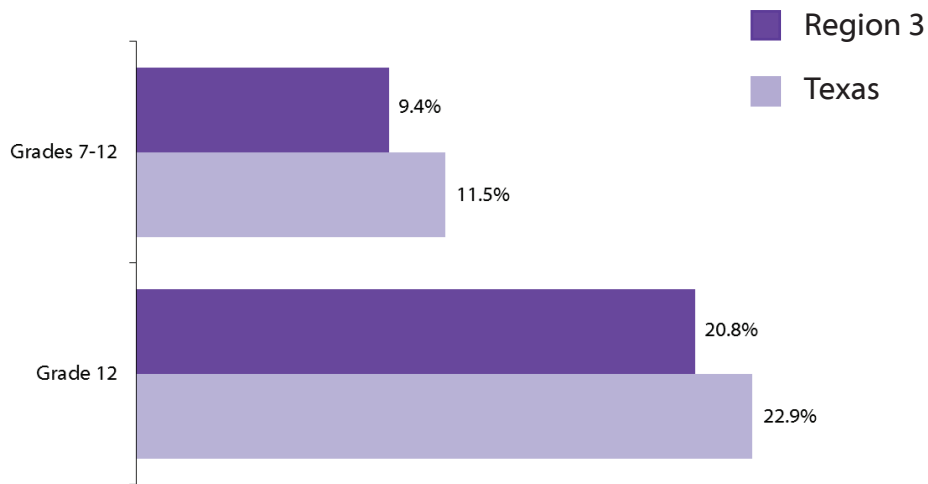


Lifetime Youth Alcohol and Other Drug Use Data for Region 3 & Texas

Source: Citation: Wood, S. M., Marchbanks, M. P., Dyer, J., Seibert, A.L., & Pearson, S. (2016). Texas School Survey of Drug and Alcohol Use 1998 – 2016 [2016 Data File]. Available from the Public Policy Research Institute Website: <http://texasschoolsurvey.org/Report>.

Youth High Risk Alcohol Use

2016 Current Youth High Risk Use (Past Month) for Texas Health Region 3 & Texas Texas School Survey



Current High Risk Alcohol Use Data for Region 3 & Texas

Source: Citation: Wood, S. M., Marchbanks, M. P., Dyer, J., Seibert, A.L., & Pearson, S. (2016). Texas School Survey of Drug and Alcohol Use 1998 – 2016 [2016 Data File]. Available from the Public Policy Research Institute Website: <http://texasschoolsurvey.org/Report>.

Resources

22

Information and Referral

The Council on Alcohol & Drug Abuse
214-522-8600
www.dallasCouncil.org

Juvenile/Adolescent Resources

AI – Anon/Alateen – Dallas Area
214-363-0461
www.dallasai-anon.org

Above the Influence
www.abovetheinfluence.com

The Cool Spot
www.thecoolspot.gov

Partnership for Drug Free Kids
www.drugfree.org
Helpline: 1-855-DRUGFREE

Partnership for a Drug Free Texas
www.dpri.com/pdf/texas

Tobacco-Free Kids
www.tobaccofreekids.org

Juvenile/Adolescent Treatment Programs

Nexus Recovery Center (Females Only)
214-321-0156
www.nexusrecovery.org

Phoenix House
www.phoenixhouse.org
Dallas Location: 214-999-1044

Right Step
DFW: 817-857-9100
www.rightstep.com

Starlite Recovery Center
(830) 469-4787
www.starliterecovery.com

Sundown Ranch
1-903-479-3933
www.sundownranchinc.com

Adult Treatment

Information Helpline - Contact for Referrals
The Council on Alcohol and Drug Abuse
214-522-8600
www.dallasCouncil.org

Local Community Coalitions

Alliance on Underage Drinking
214-522-8600 ext. 220
<http://allianceonunderagedrinking.org>

Coalition on Mental Illness
Mental Health America
214-871-2420
www.mhadallas.org

Dallas Area Drug Prevention Partnership
214-522-8600 ext. 228
www.drugfreedallas.org
www.facebook.com/DADPP

Dallas County DWI Task Force
214-653-6670
Facebook: DWI Task Force
<https://www.facebook.com/Dallas-County-DWI-Task-Force-1437831933166516/>
<http://www.dallascounty.org/department/comcrt/district4/galleries/2011dwi.php>

Tobacco-Free North Texas
214-522-8600 ext. 202
<http://prc3.org/tnt/>
www.facebook.com/tobaccofreentx
www.twitter.com/tobaccofreentx

Statewide Coalitions

Texans Standing Tall
512-442-7501
www.texansstandingtall.org

Recovery Resources

Alcoholics Anonymous
214-887-6699
www.aadallas.org

Narcotics Anonymous
972-699-9306
Spanish Speaking Line: 888-600-6229
www.dallasareana.org/sites/wordpress

12th Step Ministry
214-265-7192
<http://twelfthstepministry.org>

Adult and Parent Resources

Here for Youth Mental Health Directory
www.hereforyouth.com
1-800-273-TALK (8255)

DEA Resources for parents, educators & caregivers
www.getsmartaboutdrugs.com

Partnership for Drug Free Kids
www.drugfree.org

Tobacco Resources

Texas Tobacco Quitline
1-877-YES-QUIT
www.yesquit.org

Smokefree Teen
<http://teen.smokefree.gov>
Quit Line: 1-800-QUIT-NOW

Surgeon General Tobacco Information
www.surgeongeneral.gov/priorities/tobacco/

National Tobacco Cessation Collaborative
www.tobacco-cessation.org

National Cancer Institute
www.cancer.gov/cancertopics/factsheet/Tobacco/cessation

National African American Tobacco Prevention Network
<http://www.naatpn.org>

Other Resources

The Council on Alcohol & Drug Abuse
214-522-8600
www.dallascouncil.org

Community Anti-Drug Coalitions of America
www.cadca.org

Mothers Against Drunk Driving (MADD)
www.madd.org/local-offices/tx/north-texas/
214-637-0372

National Institute on Drug Abuse
www.nida.nih.gov

Prevention Resource Center-Region 3
www.prc3.org
1-800-246-HOPE

Substance Abuse and Mental Health Services Administration (SAMHSA)
www.samhsa.gov

Texas Health and Human Services Commission
www.hhsc.state.tx.us

Change Log and Notes from 2011-16 Indexes

In addition to adding the most recent data, the following changes or corrections were made when the index was updated for 2011 -2016.

Color Changes The chart colors have been changed to make the data more visually accessible and grayscale printer friendly.

Population Data

2011 population totals for Texas and Dallas County were updated on the Census Bureau site - so these numbers have been updated in all rate calculations listed in this document. Rates listed for 2011 data will likely be different for indexes prior to 2014.

P5 - Sexually Transmitted Diseases

The 2014 numbers for all STDs for all years reported have been updated to reflect the year of diagnoses vs year of report. STDs are now being reported by rates.

P7-11 Arrests for Alcohol, Drugs or Violent Crime

Totals for Texas statewide numbers in previous indexes (indexes earlier than 2014) had placed 17 year olds in the adult category. We have corrected all previous years state data and now all juvenile rates reflect individuals ages 0-17 and adult rates include those 18 and over.

P21 - Primary Drugs at Time of Admission (Adult and Juvenile)

With the change of DSHS reporting systems from BHIPS to CMBHS, the categorization of drugs has been changed. Major changes of note: all types of cocaine are now listed as Cocaine, heroin and other synthetic opiates are all combined under Heroin/Opiates, and a new classification called Polysubstance has been added which refers to admissions with multiple drug dependencies with no primary.

Also due to the change in reporting systems for admissions, the number of admissions decreased drastically in 2010. This is likely due to a change in the way admissions are tracked in the new system throughout the year and the process of adjusting to a new system of reporting. Admission rates for 2011 appeared to be returning to more comparable levels.

Acknowledgements

We extend our appreciation to the following organizations for their assistance in collecting data for this index.

Centers for Disease Control and Prevention

Fatality Analysis Reporting System (FARS)

Texas Department of Education

Information Analysis Division

Texas Department of Family and Protective Services

Texas Department of State Health Services

Center for Health Statistics

TB/HIV/STD Epidemiology and Surveillance

Mental Health and Substance Abuse Division

Texas Poison Center Network

Texas Department of Public Safety

Uniform Crime Reporting

Texas Juvenile Justice Department

University of Texas at Austin, Center for Social Work Research



www.drugfreedallas.org

the council
ON ALCOHOL & DRUG ABUSE

www.dallascouncil.org